



HANDBOOK 2020 EDITION

MASTER LOCKSMITHS ASSOCIATION

**THE UK'S LARGEST
LOCKSMITH ASSOCIATION**

**FIND A LOCAL MLA APPROVED LOCKSMITH
INFORMATION ON SECURITY STANDARDS
MLA MINIMUM SECURITY GUIDELINES
LOCKSMITH TRAINING INFO
MLA EXPO REVIEW**



LOCKS4VANS

AUTOMOTIVE LOCKING SOLUTIONS

The UK's leading supplier of additional security solutions for commercial vehicles

EASY TO FIT PRODUCTS | INSTALLATION TRAINING AVAILABLE

PROTECTED & SECURE



CONTACT US TO FIND OUT MORE

01474 560 077 sales@locks4vans.co.uk www.locks4vans.co.uk

17 YEARS IN BUSINESS • NATIONWIDE SERVICE & SUPPORT • QUALITY GUARANTEED



Master Locksmiths Association Handbook 2020

1 Prospect Park
Valley Drive
Rugby
Warwickshire CV21 1TF

T: 01327 262 255

F: 01327 262 539

E: enquiries@locksmiths.co.uk

W: www.locksmiths.co.uk

© 2020 MLA

All rights reserved. No part of this publication may be stored in a retrieval system or transmitted in any form or by any other means, electronic or mechanical, photocopying, recording or otherwise, without the prior permission of the MLA.

Whilst every effort has been made to ensure that the information in this publication is accurate and up-to-date, the MLA take no responsibility for errors or omissions. Opinions expressed in editorial contributions or adverts in this publication are those of their respective authors, and are not necessarily shared by the MLA.

GET SOCIAL!



Master Locksmiths Association



Master Locksmiths Association



@MLA_locksmiths

Contents

Introduction from President of the European Locksmith Federation - Dave O' Toole	3
MLA Overview	6
MLA Board of Directors	7
Overview from Managing Director <i>Dr Steffan George</i>	8
Grand Opening of the MLA's New Headquarters in Rugby	9-11
MLA Member benefits	12
MLA Training	14
Use of Abrasive Wheels in the Workplace by John Harding	19
MLA Continues its Collaboration with the Insurance Industry	22-23
Expo 2019 Review	25-26
MLA Exam Standard or Modular Coaching Route	27-28
Security related standards overview	29-31
MLA 2019 PR Review	32
MLA Promotion	33-34
Chubb Award and Nigel Rose Bowl 2019	35
MLA Guidelines for minimum security for domestic property	38-45
MLA Code of Practice	46
MLA Approved companies - Alphabetical Order	49
MLA Approved companies - Postcode Order	51
Regional Directory of MLA Approved companies	54
MLA Affiliate Companies	72

Introduction

Dave O' Toole - President of European Lock Federation

As we enter the second decade of the 21st century, my mind goes back over my near 40 years as a locksmith and business owner. I started off with cylinder and mortise machines, depth keys, homemade picks made from hangars and spring steel, plastic bottles for slipping latches and the Slim Jim. Today, we have electronic key machines, tools and picks which are now necessary to provide a proper locksmith service.

I remember waiting for the Yellow Pages to be published, to see where my ad was positioned and what new competition had arrived. Over the years, the locksmith section grew from one to two pages and then to maybe twenty pages full of ads offering 24-hour service, free surveys and no call out charges. Today the Yellow Pages is gone and replaced by the internet with Google, Facebook, LinkedIn and Instagram to promote ourselves in the never-ending battle against the maintenance and facility companies who are taking our traditional lock work away from us.

Most of my work then was lockouts, slipping open night latches and opening mortise locks, the constant fitting of 5 lever and window locks to comply with insurance requirements with spy holes and door chains for extra security, Euro cylinder and plastic doors became very popular and profitable. Restricted keys and master key systems were the icing on the cake for recurring revenue and allowing me to retain my commercial customers before having to get involved in card access control.

Today, I see that new technology is going to change our business again dramatically in the near future. The Smartphone is changing many industries including the locksmith industry. We are seeing the traditional mechanical key and the electronic key fob being replaced by digital keys through smartphones which most people use for their day to day activities.

People recognise that their door locks in their home can be opened with a code or an app on their phone without searching or fumbling for keys. They want to open their door from the office to allow deliveries and trades people access without having to take time off work to be there to let them in. Younger people especially do not want to carry keys or wallets around with them. They want everything on their phone. Some even want to be alerted by text when someone enters.

The market for Smart locks is currently valued at £600 million and expected to grow to £1.3 billion by 2024. Electric locks and access control is valued at £16 billion a

year with 8% annual growth. These are figures and trends that locksmiths cannot ignore. Traditionally we are slower than US and South East Asia to adopt new trends, but this is happening now.

Business owners from small shops to large corporations are looking for locks that control access without distributing keys or cards. They want to know who and when entered the building and individual rooms. Smartphone access provides this solution for them. Access can be granted, and door locks can be changed with a touch of a button which saves labour costs and issuing new keys. Customers want audit trails and records stored in the cloud for quick and easy access.

Lock manufacturers have come up with the solutions and offer smart home products with their electronic lock solutions using the Internet Of Things which is the use of the internet to control activities. Locksmiths need to be part of this technology wave by installing and maintaining these systems or face losing their customer base in years to come.

Locksmith Associations like The MLA have a huge part to play in the development of smart locking for the members. Educational and training classes can be organised at HO in Rugby or at the many regional meetings that take place throughout the year. MLA officers are committed to helping the members to grow their business. MLA can draw on the technical expertise of manufacturers and experienced members who are willing to share their knowledge if you are willing to take the time to attend these classes and future proof your business.

In case you think that you can ignore this new technology, remember how and why Apple replaced Nokia as the market leaders in mobile phones. Of course, there will always be mechanical locks but "Mechatronic" which is the integration of mechanical and electronics, provides what many customers are really looking for which is "Security and Convenience". The locksmith is the natural choice to provide this new age security but now is the time to do it before the Facility and Smart Home Companies take this business away from you too.

We just have to look at the auto locksmith business. We went from mechanical locking with basic opening tools and the Curtis Clipper for making car keys on the spot to diagnostic equipment costing tens of thousands of pounds. Today the diagnostic equipment is a lot cheaper but the cost of the software is very prohibitive. Many believe the car manufacturers are trying to reclaim the service revenue as

their margins have decreased dramatically on sales revenue. Some of the auto locksmiths that I have spoken with in different countries believe that within 5 years, they will be struggling to survive just doing auto work.

The locksmiths in The Nordic countries like Finland, Sweden Norway and Denmark got involved in electronic and integrated security many years ago. They provide mechanical locks, Alarms and CCTV services and offer an all-round security solution for their customers with maintenance contracts signed. Today many locksmith businesses in these countries are owned by Telecommunication companies who bought them from the original locksmith who started off cutting keys and fitting locks

In UK, smart locks are getting more popular in homes and businesses. More and more manufacturers are showcasing these products at exhibitions to end users and installers. We saw a good example of this at MLA Expo in Telford. Manufacturers and Distributors are offering training courses, technical and marketing support to help the locksmith, increase their business. You may consider yourself too old or settled in traditional ways but if you want your business to survive the next generation, you have to get involved in the exciting world of mechatronic and smart locking solutions!

About Dave O'Toole

- Has owned and operated a locksmith business for 36 years.
- Has been President of the European Locksmith Federation for 15 years.
- Has recently developed the "Bella" Smart Lock with patents for disabled people to touch open the lock along with a regular Smartphone app and remote guest key function



Dave O'Toole

When only the **toughest locks** will do.

For more information visit
www.carlkammerling.co.uk



Carl Kammerling International Ltd.

Tel: +44 (0)1758 701070 Fax: +44 (0)1758 704777
email: sales@cki.uk.com





SMART LOCK OF THE YEAR 2020



Proven to be the most secure smart lock available



- ✓ Boasts more proven security features and IoT accreditations than any other smart lock available.
- ✓ Works on lever operated multipoint door systems.
- ✓ Unique child safety mode.
- ✓ Works with Apple iPhone, Apple smartwatch, Key fob, Siri, Key pad and a manual key.
- ✓ Installed in minutes. No drilling. No wiring. No extra app charges or subscriptions.
- ✓ High security external handle option. Can use existing door handle.
- ✓ Comes with high security cylinder certified to TS007 3 star and SS312 Diamond.



AVIA by Mighton | www.aviasmart.com



Great British
design

MLA Overview



The Master Locksmiths Association (MLA) is the leading trade association for the locksmithing industry.

A truly not-for-profit organisation promoting the skill and integrity of its approximately 1,400 members, it was established over 60 years ago to set and promote standards of conduct, practice and materials within locksmithing. Recognised as the authoritative body for locksmithing by the Police, Home Office, British Standards Institute (BSI), The Risk Insight, Strategy and Control Authority - RISCAuthority (formally IPCRes, the UK property insurers' technical group) and Building Research Establishment (BRE), the MLA also has a subsidiary company, Sold Secure, which performs certification of security products via manual attack testing.

MLA member companies, who undergo strict vetting (including criminal record checks, regular inspections to ensure quality etc.), are able to provide advice based on knowledge and experience, recommend products that are fit for purpose as well as provide professional installation and maintenance services. Details on your nearest MLA approved company can be found in the directory section of this handbook or on our website www.locksmiths.co.uk.

The MLA also provides training from its brand new purpose built training facility based at the company headquarters in Rugby, consisting of a large classroom type environment for theory work and fully equipped workshop for the hands-on practical elements (N.B. due to the content of some courses they may only be open to MLA members). Courses currently cover areas such as general locksmithing; opening; access control, safe engineering with others constantly under development.

The Master Locksmiths Association
1 Prospect Park
Valley Drive
Rugby
Warwickshire CV21 1TF
Tel: 01327 262255
Fax: 01327 262539
E-Mail: enquiries@locksmiths.co.uk
Web: www.locksmiths.co.uk

Master Locksmiths Association Limited Group of Companies
A company limited by Guarantee
Registered in England No. 2020160. VAT Reg No. GB 391 6504 43

MLA Board of Directors, Regional Officers & Staff



MLA Board of Directors

Brian Philpott – Chairman
Martin Leadbeater – Vice Chairman
Dion McAllister – Treasurer
Julian Korosec
Terry Watts
Jeff Turner
Peter Wosahlo
Dennis Palmer
Bill McFadyen
Andy Tristram
Gary Eckersall – President
Steffan George

MLA Staff

Steffan George – Managing Director
Justin Freeman – Technical Manager
Angela Wing – Operations Manager
Joanne Hayden – Training / Membership Administrator
Rebecca Mason - Training / Membership Administrator
Chris Churchill – Website and Digital
Aman Gakhal - Marketing Officer
Beth Thomas – MLA Expo & General Administrator

Sold Secure Staff

Guy McCaffery – Lab Manager
Beth Thomas – Accounts, Administration and Business Development

Scottish Region

Brian Knotts – Chairman
Liz Knotts – Secretary

Northern Region

Chris Taylor – Chairman
Simon Griffiths – Secretary
Gary Eckersall – Treasurer

Midland Region

Dave Tipper – Chairman
Andy Tristram – Treasurer
Roger Barratt - Secretary

North Eastern Region

Colin Rose – Chairman

South Eastern Region

Brian Philpott – Chairman
Martin Leadbeater - Secretary

London Region

Eric Orros – Chairman
Shane Hales – Secretary
Val Stokes – Treasurer

Western Region

Stuart Game – Chairman
David Small – Vice Chairman
Paul Watts – Secretary
Dennis Palmer – Treasurer
Jon Drake – Training Officer

Irish Region

ALOI - Committee

Overview from the Managing Director



2019 was our first full year at our new HQ in Rugby, and what a year it was!

The massive logo on the front of the building paid dividends early on in the year when the BBC came to film with us, where our president Gary Eckersall was providing the expert input for an episode of *Rogue Traders*. It was great to see the facility on screen – something that wouldn't have had the same impact if we'd still been at Woodford Halse. The end of the year saw more filming too with Channel 5 filming for the *Gadget* show using both the MLA and Sold Secure facilities.



The year saw us at more shows than ever before not only as visitors but also as exhibitors including for the first time ever the *Motorcycle Live* event at the NEC, an excellent opportunity to promote Sold Secure in particular to all the bikers in attendance.

Training was as busy as ever with great numbers coming on the level 1 training, and plenty of work being done “behind the scenes” to look at bringing onboard new tutors and new courses.

We also hired out the facility on a number of occasions – so anyone looking for a venue in the Midlands to run training (we have an amazing training classroom environment as well as a fully equipped workshop area) then get in touch.

Membership has continued to grow nicely and it has been particularly pleasing to see a number of well known faces in the industry not only join but in a lot of cases take and pass the exam and progress to approved company membership (although there are a couple who are yet to take that final step – you know who you are!). It's been great to see feedback from a number of them who have confirmed that within the first month of membership the work they have got from their MLA web page as more than covered their membership costs. The website being of course something that continues to see modification, improvements and new pages being created, something that has led to the number of visits doubling thanks to the now fully mobile friendly site and the useful (and SEO rich) content.

The HQ itself has really come into its own with the provision by Affiliate members of new product boards and of course all the work that Brian Morland has put into what has to be said is an amazing heritage room – such an amazing facility that Gunnebo decided it was the ideal venue for the Aubin trophy which is now on display in the room in its purpose built cabinet. If you haven't visited so far then if you're ever driving past (Rugby's just off the M6 and M1 so very easy to get to) then you really should pop in – feedback from visitors has been extremely positive.

MLA Expo 19 was by all accounts the best yet. Feedback from visitors and exhibitors alike was amazing and I think it's fair to say there was a real buzz in the halls over the 3 days, with record visitor numbers. A massive thanks to Expo sponsors DOM UK as well as Silca who sponsored The Garage but whilst Expo 19 is still fresh in our memories we're already planning Expo '21! It'll take place back at the Telford International Centre on the 22nd to the 24th of October 2021 so make sure the dates are in your calendar already as you won't want to miss it!

At Expo we highlighted the work that we had just started on an Ofqual regulated qualification. This is nothing new for the MLA as we funded and worked on the development of a nationally recognised qualification over 7 years ago, which went on to form the basis for the apprenticeship. With the change to trailblazer apprenticeships having meant that original work has fallen by the wayside we have decided to generate a new qualification, aimed at locksmiths and based on the training we provide and more importantly having the MLA exam at the centre of it – therefore seeing it as a true proof of competence, where experienced locksmiths won't have to pay for training they don't need but can still achieve the qualification. Whilst it's still at early stages we look forward to launching it in the first half of 2020.

So in conclusion I'd like to thank the team here at Head Office for all their hard work over the year and say that 2020 will without doubt be a year of challenges but also opportunities, something we relish taking head-on as usual.

Dr Steffan George
Managing Director

Grand Opening of the MLA's New Headquarters in Rugby



Whilst the 8th of June saw the MLA's AGM and open day for members take place, the Grand Opening event was held on the 12th of September.

Attendees included members of the media (including BBC Radio 4 and the Daily Mail) along with representatives from senior police, security groups and also the Mayor of Rugby who did the honours of cutting the ribbon for us.

The event saw an introduction from MLA Managing Director Dr Steffan George, then a tour of the facility including demonstrations of key cutting and the ease with which

incorrectly specified or fitted locks can be overcome, and also a tour of the Sold Secure test facility.

To say some "eyes were opened" would be an understatement. The attendees with a great understanding of the importance of correctly specified and fitted security, the importance of using MLA locksmiths and the kind of testing that some security products are subjected to.

The event resulted in the best media coverage ever obtained by the association which itself caused a significant spike in visits to the MLA website.



MLA Managing Director Dr Steffan George welcoming The Worshipful Mayor of Rugby, Councillor Bill Lewis and other dignitaries as well as kicking off proceedings with the initial presentation.



MLA Chairman Brian Philpott gives attendees a demonstration on key cutting



MLA Board directors and tutors Jeff Turner and Bill McFadyen show attendees how easy it can be to defeat poorly specified and poorly fitted security



Technical Manager Justin Freeman and Lab Manager Guy McCaffery show visitors around Sold Secure, explaining how security products are put through their paces



The Worshipful Mayor of Rugby, Councillor Bill Lewis officially opening the venue with MLA Managing Director Dr Steffan George

MLA Member benefits



So why join the MLA? What's in it for the locksmith? As well as the training and MLA Expo mentioned elsewhere in this handbook, there are a significant (and ever growing!) number of other benefits to MLA membership. These include:-

Members Journal

All members receive the association's official magazine "KEYWAYS" as part of their membership subscriptions. This is an in-house magazine for members only, with hints, tips, new products, information on the association, meetings, exhibitions, members' letters and membership details.



Regional Meetings

Members at all levels are encouraged to attend regional meetings where they can meet their colleagues in the association, talk to experts, listen to seminars and visit small exhibitions.

The MLA has recently implemented a Continued Professional Development scheme for which points can be gained by attending the training provided at these meetings.



Members Forum + Members Facebook Group

There is an interactive web based forum for MLA members to share information, ask questions and further enhance their knowledge, whilst also networking with colleagues and sharing work.



We have also recently setup an exclusive members only Facebook Group which has proved popular amongst members.

Supplier Discounts

A number of Suppliers, including MLA affiliate members provide significant discounts on their products or special deals to MLA locksmiths.

MLA D Section – Brisant MLA “D” Cylinders

Sale of the MLA Key Blanks is restricted to MLA ACM's who are approved stockists. Key based on Bisant-D Dimple Section. MLA Keys open standard Brisant-D and Ultion sections but not vice versa. Available from Brisant directly or from Nigel Rose Marketing.

Nigel Rose Marketing

NRMS are happy to offer all MLA Approved Company Members free engraving (of their Company Name and phone number) on all keys supplied with the Exclusive MLA Dimple section cylinders.

Technical Assistance

The MLA's Technical Manager is on hand to help answer any questions you may have relating to for example lock standards etc. By sitting on the various lock related working groups and British Standards Committees the technical manager has first-hand information as soon as items are discussed and provides regular feedback to members via articles in the association's journal or by presentations at regional meetings.

A significant amount of useful information (links to useful documents etc) is available via the members section of the website.

The MLA has also purchased access to the AIS Safe List and are able to provide cash rating info to members who ask about specific safes.

Health & Safety and HR support

MLA Approved Companies and Affiliate members get free access to specialist support in the vital areas of H&S and Personnel law as part of their company membership subs. Personal members get discounted access to this service.

Insurance Related Benefits

The MLA has negotiated preferential rates with a number of insurance brokers. These include specialist policies for locksmiths and discounted general policies.

Discounted Card Processing

Discounted credit card processing rates are also available. Terminals, including mobile terminals for taking payments away from the office, are available to members at discounted rates.

Financial Related

Discounted business finance is offered via the BIRA Bank. This also includes access to the BIRA clearing system, a system that helps you save time as well as bank charges by paying all your suppliers with one cheque via BIRA's clearing house.

Vehicles

The MLA are delighted to announce a new vehicle discount deal has been agreed with Pentagon – Corporate Fleet company.

The new deal will offer to the MLA members an amazing 38% discount on a brand new factory order Vauxhall Vivaro

Vehicle discounts are also available through 'Tyson Cooper' for discounts on Vauxhall, Nissan, Ford vans and company have also got Renault, Peugeot/Citroen and VW who've agreed to offer discounts.

Discounted AA membership is also available to members.

Advertising & Promotion

As well as being advertised on the MLA's find a locksmith page, in this handbook and in the Security Industry Directory, MLA approved company members can also advertise in corporate boxes in various directories.

SEO & Website

Locksmith Sites look great, but it's not enough to be a good looking, engaging and convincing website; you need customers to find you first! Our Search Engine Optimised (SEO) friendly websites mean you will perform better on Google search, so your customers are more likely to find you when looking for locksmiths locally. Locksmith Sites are made with easy usability in mind; we want to make it really easy for your customers to get in touch. Especially when they're in need of emergency call out! As an MLA member you will be offered special rates,

Training

- Distance learning courses via partners covering topics such as H&S, selling skills, basic retail legislation, customer care etc.
- 20% discount on Tavcom training

Others

- Holidays discounts from Butlin's
- Health & Safety and Personnel support via various partners
- Discounted British Standards
- Specialist Intellectual Property Rights advise and discounted rates

If you're interested in more details of any of these benefits then please contact the association on 01327 262255 or enquiries@locksmiths.co.uk

MLA Training



MLA locksmithing technical courses are taught by experts in the respective fields. All tutors have a significant amount of experience to pass on to students and are all experts in their field.

The establishment of a purpose-built training centre at the MLA's head office enabled the organisation of a basic training programme in 1992, and this has been enhanced with the move to Rugby and creation of a far larger training area. The training content itself is constantly tweaked and improved and has become what is now one of the most successful training packages available, culminating in the MLA Exam (formerly BLI Exam) which is renowned throughout the locksmithing industry as the only formal locksmithing exam-based accreditation.

The exam itself is split into 4 parts and includes a written section on locksmithing knowledge and 3 practical parts which cover fitting, opening and cutting a key by hand.

The MLA's technical excellence in training has in the past been recognised by the military with the awarding of preferred supplier status to the Career Transition Partnership as well as being designated an Enhanced Learning Credits scheme provider (No. 1681).



The MLA's training has also in the past been recognised in the past by City & Guilds where we used to be an Approved Training Centre (No. 027758) offering a tailored C&G award in basic locksmithing (No. 1841) however this had to be withdrawn as we were not "conveyor belting" enough students through to make the commercial figures C&G were looking for.

During the development of the apprenticeship we also became an approved centre for the awarding body HABC (Highfield Awarding Body for Compliance) however when the details for the apprenticeship were developed it became apparent that as the MLA was providing the 2 "off the job" training courses for the apprenticeship to Skills for Security, this HABC approved centre status was no longer required. Also, with the Government's move to "Trailblazer Apprenticeships" the locksmith one has had to cease for the time being.

To counter this we are developing an Ofqual recognised general locksmithing qualification which will have an exam as the main assessment and to this end we have already successfully become an ABBE (Awarding Body for the Built Environment) approved assessment centre.



More details on this qualification will be made available in due course.

Courses Available include:-

- General Locksmithing
- Opening
- UPVC
- Safes
- Abrasive Wheels
- Electrical Safety

New courses are constantly under development so please contact MLA head office or visit the website for more information

Why do training courses in a particular order?

The MLA puts particular emphasis on providing high level of training in the best fashion. For this reason, unlike many other training schools we only offer opening courses to more experienced locksmiths or those who have done the general locksmithing course. The reason is to ensure a general understanding of the principles of how locks work to ensure the maximum is gained from the opening course (and the techniques learned can be implemented to the best effect)

We are also careful in what we teach to whom, for example we require Basic Disclosures to be provided before undertaking any MLA foundation training, whilst Standard level DBS (formally CRB) checks for those undertaking more advanced training.

In fact the MLA is the umbrella organisation for DBS checking within the locksmithing industry, having been added to the exceptions order for the rehabilitation of offenders act back in 2009. (More information on this is available on the MLA's website)

Modular Locksmithing Training

We're delighted to say that the significant amount of work put in a couple of years ago in order to modify the MLA's training offering, not only updating it but most importantly making it modular continues to be a roaring success. Having undertaken extensive research the MLA's Board of Directors and Training Committee decided to make the

initial training offering (that aimed at new locksmiths or those wanting to enter the industry) modular, and to this end the initial training offering has been changed to consist of:-

- A 2 day Foundation Module
- A 1 day fitting module
- A 1 day UPVC module
- A 1 day basic opening module

This change has been met with significant praise and positive feedback from those who've taken the training and has seen virtually all courses fully booked.

The breakdown of content for these initial modules is as follows:-

Foundation Module (2 days)

- Types of locks current in use & terminology
- Cylinder Key Identification
- Pin Tumbler Mechanisms
- Cylinder Key Machine Set-up, Maintenance & Safety
- Cylinder Key cutting by machine
- Stripping rim cylinder
- Mortice key blank identification
- Lever mechanisms
- Mortice Key cutting by machine
- Mortice locks
- Lever lock key cutting by hand
- Safes (brief overview)
- Lock Opening Basics (intro to picking, wafer lock and picking open disc tumbler lock)
- Code Key cutting

Fitting Module (1 day)

- Tools for fitting
- Fitting rim nightlatch
- Fitting lever mortice lock
- Upgrading lever mortice to euro cylinder operated mortice
- Fitting secondary security devices

UPVC Module (1 day)

- Multi Point Lock ID (various locking types/mechanisms, backsets, strike plates, profiles and packing etc.)
- Toe & Heeling
- Opening Jammed Mechanisms
- Gearbox Replacement
- Hinges & Handles
- Security upgrades
- Additional security

Opening Module – Level I (1 day)

- Tools for opening
- Methods of entry
- Opening authority procedure
- Theory of mortice lock picking
- Picking 2 & 3 lever mortice locks
- Other opening methods for 2/3 lever locks (jigglers, overlift)
- Basic Lock Identification of non BS locks (how to)

- Theory of Mortice Lock Drilling
- ERA 5 lever padlock opening
- Theory and then practical of picking pin tumbler locks
- Theory and then practical of drilling cylinder locks
- Pick Guns
- Overview of other opening techniques (bumping, snapping, slipping, letterbox tool)

These initial modules are open to non-members however they must take the Foundation module first. MLA Members (and employees of company members) can however pick and choose what they want. Due to the nature of DBS checks only being possible on MLA members, for any non-members wanting to attend these modules then we will need them to provide us with a Basic Disclosure (available from the likes of Disclosure Scotland) which is no older than 3 months.

Further Modules

Following the success of this modular approach, the Training Committee have developed further, more advanced modules. This includes the following:-

Essential Bench Locksmithing (Full Day)

Course content to be confirmed

Aluminium and Glass Doors (Full Day)

Glass Doors & Locks

- Definition
- Different types of applications
- Where & how they're fitted
- Different types of rails
- The 'Patch System' explained
- Pitfalls of removing & re-fitting
- H&S-related issues

Aluminium Doors

- Types of springs used
- Distinguishing between the side & end load, hold open & non-hold open method
- Different sizes & their applications
- Fitting
- Types of closers & pivots
- Adjusting/calibrating aluminium doors
- Types of locks & fitting them in conjunction with Access Control systems
- Specialist hardware (e.g. fire escape applications)
- H&S-related issues

Opening Module (Level 2) (Lever)

Introduction

- Basics of methods of entry
- Opening authority procedure

Lever Locks

- Differences between various 5 Lever Locks
- Lock Identification
- How to open non-curtain & curtain 5 lever locks
- Background on mortice lock drilling (incl. dangers)
- How to open pre-drilled locks
- Drilling fresh open lever locks

- Intro to Non-Destructive Opening of Lever Locks (various methodologies)

Lock Bumping Masterclass (Full Day)

- What Locks can be Bumped ?
- How to make your own Bump Keys
- Pro's & Con's
- Common Pitfalls & Techniques
- Do Dimple Locks bump open ?
- What Bump Hammer ?
- Lock-bumping-masterclass-cylinders

Included in course

- Students get Hand out sheets covering everything in the lesson
- Brand new euro cylinder each with 3 x original keys where they can make 1x bump key from during the lesson
- Take the other 2 x keys and cylinder home to keep practicing with.

More advanced courses are scheduled in the future including a non destructive entry class.

Other Training

Other training courses are available to MLA members such as Electrical Safety (connecting to a fused spur), Abrasive Wheels, Marketing, Website effectiveness to name but a few, and we are working with our affiliate members to provide further courses in the near future.





Training is run at a regional level as well as at head office and of course at MLA Expo

The MLA sees training as a never-ending activity for locksmiths, irrespective of how experienced they may be, and to promote this the association has its Continued Professional Development (CPD) scheme whereby members record the training undertaken.

A bit of advice on locksmith training

Some training outfits are very bold with their statements that taking their short course will enable them to become fully trained locksmiths earning £50k + per year, but this is surely very much the exception rather than the rule? The MLA believe it's vital that the learner spends a lot of time thinking carefully about wanting to become a locksmith and does as much homework as possible. There are parts of the country that are overcrowded with locksmiths (some of whom are working part time so not necessarily needing to "make a living" from locksmithing alone and thereby doing it at unrealistic rates), whilst there are other locations that aren't as populated with locksmiths. We believe it's vital that anybody wanting to become a locksmith does as much research as possible; looking at where they'll be operating, what sort of services are required there, what the competition is like, where the gaps are in the market, what realistic set up costs are and how this compares to realistic earning potential etc. Locksmithing can be a very fulfilling and rewarding career, but it is that; a career, not a short-term money-making scheme. We recommend that those wanting to join the industry do it the right way, seeing it as a longer-term investment, wanting to learn the right way, from the right people/organisations (we'd recommend anyone interested in learning to be a locksmith gets as many references as possible for training providers for example, where possible talk to the providers and those who've taken courses, even visit to see what the facilities are like. There's a lot of good training out there, but unfortunately a lot of very poor training too so choose wisely!)

For more info contact The MLA head office on:-

Tel: 01327 262255

Fax: 01327 272539

E-Mail: training@locksmiths.co.uk

A 'KEY' PLAYER IN WHOLESALE DISTRIBUTION



Over 16,000 stocklines from over 35 leading brands.

Shop online @ www.sks.co.uk or call our dedicated sales team on 01442 291400

JMA
UNITED KINGDOM

maXus
Security

IFAM

ERA

Yale

ZOO

UNION

ASSA ABLOY

Viro

APECS

SASHSTOP

CODELOCKS
control + convenience

dormakaba

AES
GLOBAL

SQUIRE
Sunderland Since 1891

Master Lock

LOCKEY
DIGITAL UK LTD

phoenix
SAFE COMPANY LTD

Souber Tools
Manufacturers of Locksmiths' Tools

Borglocks
CONTROLLING ACCESS

CISA

HOPPE
Handle of excellence

GJ Locks

Briton

Visonic

DINO

JOMA

lockdecoders

VAN VAULT

avocet
HARDWARE

HP

Securefast

SECURIKEY
The key to security

U

LOWE & FLETCHER

URFiC

Use of Abrasive Wheels in the Workplace by John Harding



Grinding and cutting machines have long been a valuable part of the engineer's toolkit. They are capable of making otherwise long arduous tasks quick and easy thereby saving time and money; however, in untrained hands they can be highly dangerous and in far too many cases even lethal both to the operator and to unsuspecting members of the public who happen to be in the wrong place at the wrong time.

The dangers of these machines have long been recognised and training for operators has been made available for decades. The Provision and Use of Work Equipment Regulations (PUWER) came into being in 1970 but was completely revised in 1998 with various sections covering all aspects of work equipment being added at subsequent dates as deemed necessary. It is now a legal requirement for anyone using abrasive wheels during the course of their work to be trained, certificated and the details of their training to be kept.

It needs to be said that PUWER covers all types of work equipment where misuse of any equipment in the workplace could present a danger to the operator and/or third parties. Abrasive Wheels is one particular area where injuries have occurred on a regular basis over many years, with on average approximately 6,000 visits to A&E per annum. These injuries take many forms and differing levels of severity from minor abrasions through to fatalities most of which could be prevented by proper training and observance of basic safety rules. Where Abrasive Wheels are concerned there are constant revisions being made in an attempt to reduce the number of serious incidents that are still regularly occurring.

Documents

HSE documents relating specifically to the use of Abrasive Wheels are available for free download from the HSE website, the latest edition (pictured below) was released on 15th December 2015

Safety in the use of abrasive wheels:
Series Code HSG17



Web address:

www.hse.gov.uk/pubns/books/hsg17.htm

In addition to looking at essential training needs, the guide



also focuses on details such as: wheel characteristics; safety in grinding machine operations; wheel mounting procedures and issues; guards; extra considerations for portable or hand-held grinders; and protective equipment requirements.

Regulation 9 of PUWER 1998 states:

1. Every employer shall ensure that all persons who use work equipment have received adequate training for purposes of health and safety, including training in the methods which may be adopted when using work equipment, any risks which such use may entail and precautions to be taken.
2. Every employer shall ensure that any of his employees who supervises or manages the use of work equipment has received adequate training for purposes of health and safety, including training in the methods which may be adopted when using the work equipment, any risks which such use may entail and precautions to be taken.

It is incumbent therefore on every employer whose employees use abrasive wheels, to ensure that everyone on their staff who use this equipment is properly trained and certificates of competence are obtained for each person. This also applies to the self-employed operator, in fact anyone who uses an abrasive wheel machine during the course of their work.

Abrasive Wheels Courses

To this end training courses are available across the UK and are run by a number of companies who manufacture grinding machines and/or abrasive wheels. The Master Locksmiths Association also run a comprehensive Abrasive Wheels Courses tailored to the locksmith industry. These courses are run from the MLA's class leading training facility in Rugby and, on occasions, at various locations throughout the UK

Arrangements can be made, subject to numbers, for the MLA Abrasive Wheels tutor to visit venues across the UK and run these courses at MLA Regional meetings, and for specific companies where necessary, and supply certificates for every trained individual.

To book onto or arrange a MLA training course please contact the MLA Head Office in Rugby on:

Tel. 01327 262255

E-mail: training@locksmiths.co.uk

or access the MLA website www.locksmiths.co.uk

Keep an eye out for whether it is being run at any regional meetings on the forum and facebook group as well as communications from the regions.

About John Harding

John Harding has been in engineering in a variety of disciplines since leaving school in 1959. In 1977 following a change from engineering to managing a hand tools shop in Bristol installing key cutting machines was a natural progression to an engineering background. This in turn led on to selling locks, then installing them and carrying out repairs to customers locks. The opportunity came in 1989 to buy a Keymaster franchise for Bristol which was very successful, and after 4 years running the company he took the Master Locksmiths Association (MLA) Basic locksmiths course at Woodford Halse passing the BLI exam at first attempt.



In 2010 he attended a Northern Region MLA meeting at Chester and during one of the sessions Chris Taylor stated that anyone using a grinding machine or angle grinder should attend an Abrasive Wheels Course as it was a legal requirement for anyone using such equipment in the course of their work.

This led to research as to the accuracy of that statement and the discovery that it was true so he arranged to take a course with 5 other working locksmiths from the London Region.

Following retirement from locksmithing in 2011 he then decided to progress to being a trainer for Abrasive Wheels and took the 'Train the Trainer' course at Abtec Industries in Wisbech, Cambridgeshire in 2012 and subsequently became the Abrasive Wheels Trainer exclusively for the MLA.

WWW.LOCKSMITHS.CO.UK

**FIND A
VETTED
INSPECTED
QUALIFIED
LOCKSMITH**

**Find a Fully Vetted
Locksmith in Your Area**

Enter Your Location

Select a Service

SEARCH

Or Search by Locksmith Name

**OVER 340
APPROVED
LOCKSMITHS**



WWW.LOCKSMITHS.CO.UK



Trade Distribution of Locks for Safes

Keylocks

Mauer – Stuv - LAGARD



Combination Locks

LAGARD



Timelocks

STB



Electronic Locks: LAGARD – dormakaba - Tecnosicurezza



High stockholding - Next working day delivery - Technical support - Card payments accepted



SAFELOCK
SYSTEMS

Contact us:

020 8949 1005

Detailed product information is available on our website:

www.safelocksystems.com

MLA Continues its Collaboration with the Insurance Industry



The MLA continues to work closely with insurance companies, providing training seminars on the various lock related standards that exist and working with insurance risk surveyors to help them understand what they should be specifying in order to help minimise risk. Indeed, we were delighted to have been invited down to the Association of Insurance Surveyors meeting in London in October 2017.



Documents (for example the one shown to the right) have been provided to insurers during these seminars and have proven to be excellent guides, and very popular – with extra copies and electronic versions having been requested after the presentations, as well as copies of the MLA Handbook and Sold Secure Catalogue having been distributed on USB stick.

We have also played our part in drawing attention to a fairly new set of guidance documents on physical security for homes prepared by the RISC Authority, an annually funded research scheme supported by a significant group of UK insurers that conducts research in support of the development/dissemination of best practice on the protection of property and business.

These new guidance documents are partly intended to update insurer awareness of new lock standards and types of lock best suited to different types of doors and windows, and otherwise provide related guidance to the public. They also include a 'model' Minimum Security Standard (MSS). Two of the guides are publicly available from the RISC Authority website:

1) S24: Physical Security for Homes: Guidance for Occupiers

(http://www.riscauthority.co.uk/free-document-library/RISCAuthority-Library_detail.s24-physical-security-for-homes-guidance-for-occupiers.html)

2) S25: Physical Security for Homes: Guidance for Insurers

(http://www.riscauthority.co.uk/free-document-library/RISCAuthority-Library_detail.s25-physical-security-for-homes-guidance-for-insurers.html)

MLA members who are aware of the content of these two guides will be in a better position to advise their customers on how to satisfy likely/actual insurer requirements, or in cases of query/difficulty with the latter advise customers (and their insurer) of possibly acceptable/better alternatives – as may be suggested by the guides' 'model' MSS.

Note. In addition to the above, a detailed supplement to the more general insurer's guide was produced called 'Physical Security for Homes: Technical Guidance'. This is intended to aid insurer's senior staff/surveyors in reviewing the many issues that relate to the drawing up and implementation of a MSS – but access is restricted to RISC Authority members.



The occupiers' guidance document is the key public document and refers to the MLA in a number of sections, providing good promotion not only for the association but importantly for its members too.



For example: The MLA is acknowledged at the beginning of the document for the support and assistance provided in the generation of the guide.

Acknowledgements

Most of the organisations mentioned within this guide have contributed in one way or another to its development, and our thanks are accordingly extended to them. Particular thanks are extended to The Master Locksmiths Association (MLA), the Door and Hardware Federation (DHF) and Secured by Design (SbD) for their valuable advice and input. Thanks are also due to companies within the Assa Abloy Group (Yale, Union and Adams Rite) for the provision of many of the images.

DISCLAIMER

This document has been developed through the RISC Authority and published by the Fire Protection Association (FPA). RISC Authority membership comprises a group of UK insurers that actively support a number of expert working groups developing and promulgating best practice for the protection of people, property, business, and the environment from loss due to fire and other risks. The technical expertise for this document has been provided by the Technical Directorate of the FPA, advised by the RISC Authority.

The FPA has made extensive efforts to check the accuracy of the information and advice contained in this document and it is believed to be accurate at the time of printing. However, the FPA makes no guarantee, representation or warranty (express or implied) as to the accuracy or completeness of any information or advice contained in this document. All advice and recommendations are presented in good faith on the basis of information, knowledge and technology as at the date of publication of this document.

At the user's own risk. Anyone considering using or implementing any recommendation or advice within this document should rely on his or her own personal judgement or, as appropriate, seek the advice of a competent professional and rely on that professional's advice. Nothing in this document releases or excludes (nor is intended to release or exclude, either in or to part, statutory and/or legal requirements) however arising (including without prejudice to the generality of the foregoing) any such requirements for maintaining health and safety in

It's great to see the use of the MLA Approved Company logo and mention of MLA members when the document talks about competent locksmiths.

Security isn't something for DIY, rather DIFM (do it for me)! Expert locksmiths will be able to specify, supply and fit the correct security devices.

Of course MLA Approved Company members have met the "Vetted, Inspected and Qualified" criteria enabling them to use the MLA logo with pride.



Identifying security devices

Once fitted, and assuming no original packaging/instructions are available, establishing what type of security device is present can be difficult. In such circumstances you need to examine the security device, step by step, to glean what information you can:

- look at the external parts of the security device for markings relating to certification to a required standard; noting that when an insurer specifies a particular standard they will usually accept a security device that meets any dated version of it, it is they will not usually require an upgrade to the latest version;
- if the marks seen do not appear to be of the required type, it is possible you have a security device or door/window that meets another standard or an external security approval scheme. For example, a composite door/window assembly might be marked to show that it meets PAS 24 and/or has Secured by Design status;
- if there is no external marking, you may be able to establish that it meets an insurer's functional requirements if so described in their MSS. An example of this might relate to the type of cylinder multi-point lock assembly fitted to plastic (PVCU) doors, where a suitable standard (eg PAS 3621) has only recently been developed; and
- if unable to establish satisfactory information via the above steps, you may wish for:
 - remove it yourself (to look for internally applied marks, or perhaps count the visible ends of the pins in a cylinder barrel);
 - consult a competent locksmith (who after examining it and/or the key, as removed or in-situ, should be able to determine its type); or
 - obtain and fit a replacement security device of the required type.

Identifying glazing

A piece of glass in a door or window is most likely to show some sort of permanent marking if Building Regulations require that 'safety glazing' be used there. The two most common forms of safety glazing are toughened and laminated glass, but only laminated glass also provides a security function. To check whether a piece of glass is laminated you should:

- Look for a suitable mark on the surface of the piece of glass, the current (Building Regulation) requirements being that safety glazing shows:
 - the manufacturer's name;
 - the manufacturing standard – BS EN 14449 for laminated glass; and
 - a safety classification from BS EN 12600 – either in abbreviated form, as Class 1, 2 or 3 (where 1 is the safest, or as a full classification code in this form: a number (1-3) followed by a letter (B for laminated) and then another number (1-3), eg use of the code 1B1 would be typical for most laminated glass.
- If the markings seen do not appear to match those mentioned above it is possible you still have laminated glazing, but of a type that meets another standard or external security approval scheme. For example:
 - older safety glass may be marked with the manufacturer's name and a safety classification from BS 6006, eg Class A, B or C (where A is the safest, but it will only be laminated glass if the word 'laminated' and/or a code letter 'L' also forms part of the 'Class coding, eg Class 'L'B'.
 - Alternatively most UK marks in a standard for laminated security glazing, BS EN 12600, with

The MLA appears in the 'summary of key points', where the document outlines that trade associations, such as the MLA, can be an excellent source of information.

4 Summary

FAQ

Where else can I go to for home security advice?

Your insurer or bodies such as the Master Locksmiths Association (MLA), Secured by Design and the Door and Hardware Manufacturers (DHM).

When considering whether or not your home has a reasonable level of physical security in place, there are an ever expanding number of issues to consider, eg a variety of door/window types, new standards and Building Regulations—plus the related interpretations of them made by bodies that may have been involved in 'approving' new homes, eg the National House Builders Council (NHBC) and Secured by Design (SBD).

Whilst this task can seem complicated, armed with a little background knowledge (as contained in this guide) and by reference to the 'model' MSS, and perhaps other sources of home security advice, it can be undertaken in a methodical manner—and any necessary improvements then more confidently made.

If you are at all unsure how to proceed, and particularly where your insurer is applying a compulsory MSS, do seek their advice and, as appropriate, that of a competent locksmith and/or glazier.

Summary of Key Points

<p>Insurers often recommend, or may require, a certain standard of physical security at homes they insure</p>	<p>Insurer's expectations are usually outlined in a document/policy condition typically referred to as a 'Minimum Security Standard' (MSS), or a similar term. This will identify the doors and windows that need to be secured at the perimeter of your home and specify the recommended required security devices. It may also set out when the devices need to be used.</p>
<p>Carefully establish your current security level</p>	<p>It can be difficult to determine exactly what level of security you already have, and in particular how it may comply with, or deviate from, an insurer's MSS. However, by making a systematic assessment using this guide, you should feel more confident in both undertaking the task and in reaching a reliable conclusion.</p>
<p>Ensure any replacement/ additional doors/windows and security devices are of good quality</p>	<p>If buying new doors/windows or security devices, always give preference to those having independent 'certification' or 'approval' to a relevant standard.</p>
<p>Safe means of escape and good security are not incompatible</p>	<p>Any possible conflict between the need to maintain good security whilst still permitting quick emergency escape for occupants, can be minimised by careful selection of security devices—and ensuring that any keys to them are removed and kept securely nearby, in a place where they can't be seen or reached by a person outside your home, e.g. via perimeter glazing or letter flap.</p>
<p>You may need to seek out more information/guidance</p>	<p>Help and advice is often available from insurers, but can also be sourced from trade and other bodies, eg the Master Locksmiths Association or Secured by Design. It may also be available from your local police crime prevention team and/or a neighbourhood watch group.</p>
<p>Routinely use all security devices to avoid being 'caught out' by intruders</p>	<p>Opportunities taking advantage of unsecured doors/windows are the cause of many thefts from homes, so it is vital that all vulnerable doors/windows are kept secure whenever your home is unattended—even for a short time, for example when you may be in your garden.</p>

Correct fitting of the appropriate security devices is of course paramount. You can have a very good quality and high security lock, but if it's not fitted correctly then the security it provides can be seriously adversely affected.

of certain types of security devices. In all cases of query concerning Building Regulations and possible means of escape via a suitable security devices, refer to your local authority Planning/Building Control department for further advice.

B. Ensure correct fitting

New doors/windows and security devices should be fitted as per the manufacturer's advice. If this isn't readily available, then security devices should be fitted in a conventional position, ie for single point door locks, at or near the mid point of the door's opening edge, and for other devices as per the advice contained in the 'model' MSS.

In all cases of doubt, refer to a competent locksmith, eg a member of the Master Locksmiths Association (MLA).

Note

Whilst many security devices are suitable for self fitting, the wrong one fitted to the wrong door/window in the wrong way may result in poor security, and may even damage or weaken a door/window. In this regard, a particular area of difficulty can be retrofitting extra security devices to plastic doors/windows – with all their different profiles/internal construction and fittings, and sometimes also retrofitting to metal ones. As such, this is a job often best entrusted to a competent locksmith.

Get your security installed by a professional – use an MLA licensed locksmith!

The document notes the MLA as a good source of useful information.

Of course there's plenty of excellent security advice on our website too!



Security Tech Germany

The Complete Security Solution For All Applications

Domestic, Commercial, Industrial and Mobile



DOMESTIC

COMMERCIAL/INDUSTRIAL

MOBILE



www.abus.com

MLA Expo 2020 Review



MLA EXPO 19

MASTER LOCKSMITHS ASSOCIATION

October 4th - 5th - 6th - The International Centre - Telford



MLA Expo 19 - The Biggest and Best to date!

With over 3500 people passing through the doors over the 3 days MLA Expo 19 was the biggest and, judging by feedback from visitors and exhibitors alike, the best show to date.



Hosted on a biennial basis, MLA Expo 19 saw suppliers and manufacturers join visitors from across the world gather at the event to display their products and services, discuss industry trends and take part in training courses.

Now in its 20th incarnation, the exhibition has proved so successful that it has grown to become the largest trade exhibition for the locksmithing and physical security industry in Europe, if not the Western Hemisphere!

MLA Expo 19 continued to build on the doubling in size that took place at the last event, itself a record-breaking event with more exhibitors and visitors than ever before.



Having taken place from the 4th to the 6th of October 2019, Expo featured not only the latest products from all the leading suppliers in the industry, but also its world-renowned training across sectors from business and technical will once again feature highly with not only training from the manufacturers, but detailed training from fellow locksmiths, helping to open up new fields.





Expo 19 also saw Google Garage at the show, running training seminars to help locksmiths from a promotional point of view.

MLA Managing Director Dr Steffan George said: "MLA Expo is always one of the most anticipated events in the security industry calendar, and Expo 19 proved this with a record attendance, provides a great opportunity for anyone in the profession. Exhibitors can showcase their products and services, whilst visitors can find out the latest, network, share knowledge and make new contacts whilst also undertaking a number of training courses and seminars, all under the one roof.

"We'd really like to thank Expo sponsors DOM UK, as well as Garage Sponsors Silca and Advance Diagnostics. Also a massive thanks also must go to all exhibitors, all those who ran training courses at the show, the staff and board for their efforts, Faye Leadbeater for all the hard work in putting on a great Gala Dinner, and of course all those of you who attended the show.



Plans are already afoot for MLA Expo 21 which will be taking place from the 22nd to the 24th of October so make sure you put the dates in your diaries - you know what they say; "book early to avoid disappointment!"

For more information simply visit the dedicated Expo website www.locksmiths.co.uk/mla-expo/

FEEDBACK FROM EXHIBITORS & VISITORS

**" Very interesting exhibition, nice layout lots of material to see and plenty to learn.
Won't be the last one to attend."**

" Brilliant exhibition very helpful and interesting. Great contacts and bargain's definitely recommend."

" Excellent show this year, some great training and a chance to meet some of the best locksmiths in the country."

" Well run exhibition, great stalls with a lot of great products and new innovations. Really lovely to met new people in the industry. Highly recommended. "

" Good expo again, great to meet up with familiar and new faces In a venue probably similar to lock heaven."

" It was our best UK show so far and we have already booked for the next one."

MLA Exam - Standard or Modular Coaching Route 2020



Take the MLA exam 2 ways; either all in one go, or try the MLA's Modular Coaching route

The MLA exam (formally known as the BLI exam) is arguably the best recognised exam-based proof of competence in the industry. It is for this reason that it is one of the criteria for achieving the MLA Approved Company Status.

The Exam consists of 4 parts; one written (to cover general locksmith knowledge) and 3 practical (fitting a Euro Mortice lock, opening a British Standard 5 lever lock and cutting a key by hand).

There are however 2 ways of taking the MLA Exam. The first is to blitz it all in one day; come to the MLA's examination facility and do all 4 modules in a single day. This option provides a way for those who want to minimise the amount of time spent away from work but is quite an intensive day to say the least.

The other option is the "Modular Coaching MLA Exam", which continues to prove its worth with excellent feedback from those who've taken the exam via this route.

This route was developed following the concern of the Training committee and the MLA Board members about there being a lot of very accomplished trading locksmiths who attend regional meetings, MLA Expo, Wholesalers open days etc. yet are not members of the MLA, and that this may be through fear of the exam, not knowing what's entailed in it etc. It was therefore decided that in line with other institutions we would offer an alternative to the standard MLA exam. We would not only allow the exam to be taken in a modular fashion, thereby allowing people to take the elements they wanted, in the order they wanted and at the speed they felt comfortable with, but also introduced an some refresher coaching prior to each module, in order to help settle the candidates down and to point out exactly what the invigilator was looking for in a successful pass.

Having continued to run quite a large number of these events, we're delighted to confirm that they continue to work very well, with a large take up, feedback from those doing it being particularly positive and pass rates continuing to be high (without lowering the criteria!). The main use of it has been by those locksmiths who want to pass the exam in order to become an approved company member.



To re-cap; prior to each module the candidates are settled down with a cup of tea for an informal chat and refresher instructions/demonstrations and a lecture appertaining to the module in question with some hands-on practice if applicable.

A full demonstration of the key making is given, and good and bad examples of the lock opening and lock fitting are shown.

After which each individual module is carried out under strict exam conditions.

Two modules are completed each day, and lunch is provided. Candidates can (and indeed in this instance did) choose to only take certain elements rather than all 4 if they so wish.

Those who have taken this route have felt that settling them down at the start and alleviating their nerves and knowing what we were looking for as a finished result were major factors in their success.



“Go for it, it's the best feeling and the MLA has plenty of resources to help you”

– Jonathan Horsley responding to somebody saying they were thinking about taking the exam

It has been particularly pleasing to see the number of locksmiths who continue to use this route to progress from personal/associated member up to approved company membership.

The excellent feedback has confirmed that it is the ideal way for experienced locksmiths, who just need a bit of “brushing up” on things, to take the exam so they can meet the qualified locksmith requirement for approved company membership.

Following the changes to the Bylaws voted in by the members at the 2019 AGM then with the need for Registered Members to have taken and passed the exam within 4 years of membership (ideally taking 1 module per 12 months of membership) then the importance of the exam and the ways of taking it have increased in importance significantly.

For details on how to take the MLA exam simply contact head office on 01327 262255 or e-mail training@locksmiths.co.uk



We can now announce an exciting new addition to the MICO lock product family – The new MICO Modula range of single point, mortice mounted locking devices, specifically designed to offer a highly secure and cost-effective locking solution for the modern environment.

MICO MODULA

BEST IN CLASS FOR SECURITY AND LIFE SAFETY

- ✓ MARKET LEADING 25MM LATCH BOLT
- ✓ CORROSION TESTED TO OVER 480 HOURS SALT SPRAY – BS EN 1670:2007
- ✓ SINGLE HANDED PANIC AND EMERGENCY ESCAPE – MEETS BSEN 1125 & BSEN 179
- ✓ CYCLE TESTED TO OVER 2 MILLION OPERATIONS
- ✓ PHYSICAL ATTACK TESTED TO LPS 1175 SR2 ON APPROVED DOORSETS
- ✓ MANUFACTURED FROM HIGH QUALITY STAINLESS STEEL
- ✓ SUITABLE FOR STEEL AND TIMBER DOORSETS
- ✓ AUTOMATIC, MANUAL & ELECTRO-MECHANICAL LOCKING AVAILABLE

For further information on the MICO Modula, please contact our sales team at sales@mico-tindall.com

Please visit our website for more information on this and other MICO high security product ranges.



www.mico-tindall.com



Security related standards overview



At any given time there are approximately 30,000 standards within the UK and many more European standards being used covering a wide range of products and services. Standards are under constant review to make sure they are relevant and do not contradict each other. Standards provide the test criteria for independent test houses (such as Sold Secure) to accredit products and confirm they have been manufactured to a minimum requirement. The following overview is a breakdown of locksmith related standards (not exclusively) that people working within the industry should at least be aware of and ideally know what standards apply and when.

Standard Identification Number

BS 3621:2017

Title: Thief Resistant Lock Assembly. Key Egress

The original lock standard first drafted in the 1960's and still the base for all of the lock standards that are cross referenced in it. 3621 was intended for 5 lever mortice locks fitted to wooden doors and is intended to be used on domestic properties. The key-key application of this locking device makes it unsuitable for properties with single exits. The latest version was amended in 2012 to satisfy legal issues within the wording of the document. The UK was able to retain the following BS standards because of the GVA that was not included in BS EN 12209 and BS EN 1303 however BS 3621 was brought into line with 12209 and 1303 in 2004.

BS 8621:2017

Title: Thief Resistant Lock Assembly. Keyless Egress

Introduced in 2004, 8621 has the same test criteria as 3621 but is intended for use on locking devices that require no key to achieve egress. Single exit and multiple occupancy dwellings require keyless egress as per fire regulations. The 2012 amendments were as per 3621.

BS 10621:2017

Title: Thief Resistant Lock Assembly. Dual Mode

Introduced in 2007, 10621 also has the same test criteria as 3621 and is a hybrid of the two previous standards. 10621 locks should not be used in single exit dwellings because of the entrapment possibilities. Amendments made in 3621 and 8621 in 2012 are mirrored here.

BS EN 12209:2016

Title: Building Hardware- Locks and Latches- Mechanically Operated Locks, Latches and Locking Plates-Requirements and Test Methods

This European standard covers requirements and test methods for all types of mechanical lock or latch (including associated or separately supplied locking plates), intended for use on pedestrian doors in buildings but excludes electro-mechanically operated locks and striking plates, multi-point locks and their locking plates, locks for windows, padlocks, locks for safes, furniture locks and prison locks. This standard is in harmony with the *621 series of standards apart from the GVA that is unique to the UK.

BS EN 1303:2015

Title: Cylinders for Locks-Requirements and Test Methods

This European standard introduced in 2005 is for cylinders only. The test methods are in line with the *621 series of standards except for the GVA.

PAS 24:2016

Title: Enhanced Security Performance Requirements for Doorsets and Windows in the UK.

Adapted with input from Secure by Design, PAS 24 is intended to provide the minimum requirements for whole door sets in new build dwellings. PAS 24 takes into consideration all aspects of a door including fixings and hinges etc. The lock requirements cross reference to 3621, 8621 etc. PAS 24 was rewritten to include BS 7950 in 2012.

PAS 3621:2011

Title: Multipoint locking assemblies - Keyed egress

A family of standards that mirrors BS 3621 but for multipoint locks.

PAS 8621:2011

Title: Multipoint locking assemblies - Keyless egress

PAS 10621:2011

Title: Multipoint locking assemblies - Dual mode egress

BS EN 1125:2008

Title: Building Hardware. Panic Exit Devices Operated by a Horizontal Bar, for use on Escape Routes. Requirements and Test Methods

Experience relating to escape from buildings and general

safety have made it desirable that doors at exits in public buildings, places of entertainment, shops etc., should be fitted with panic devices operated by a horizontal bar. The emphasis for products covered by this standard is on safe exit rather than security.

BS EN 179:2008

Title: Building Hardware. Emergency Exit Devices Operated by a Lever Handle or Push Pad, for use on Escape Routes. Requirements and Test Methods

This standard covers devices to be used in emergency situations where people are familiar with the emergency exit and its hardware and therefore a panic situation is most unlikely to develop. Lever handle operated escape mortice locks or push pads may therefore be used.

BS8607:2014+AI:2016

Mechanically operated push button locksets

Published in 2014 following information from Secured by Design that push button locksets were being used on some new build apartments. There are 5 levels of security that can be tested to and the highest levels (4 or 5) is intended to confirm that a push button lockset is at least as secure as a BS 3621 lock.

BS EN 12320:2012

Title: Building Hardware, Padlocks and Padlock Fittings.

This European standard specifies performance requirements and describes test methods for strength, security, functions and corrosion of padlocks and padlock fittings used in building applications, but excluding cables and chains.

Requirements which relate to security are classified in six grades, based on performance tests that simulate attack. This standard now contains an attack test with a limited tool list based on 3,5 and 10 minutes.

BS EN 14450:2017

Title: Secure storage units. Requirements, classification and methods of test for resistance to burglary. Secure safe cabinets

This European standard specifies performance requirements and describes test methods for strength and security functions of secure safe cabinets to S1 and S2.

BS EN 14846:2008

Building Hardware – Locks and Latches – Electromechanically Operated Locks and Striking Plates

BS EN 1627 – 1630: 2011

Pedestrian doorsets, windows, curtain walling, grilles and shutters. Burglar resistance.

Sold Secure

Sold Secure is an independent test house that has its own test specifications based on the standards listed (sometimes using several standards in one specification). Sold Secure has 40+ specifications that are constantly reviewed by industry stakeholders and is recognised by Police groups (ACPO), Insurers and other test houses. Some of the locksmith related specifications include:

SS 301:2015– Specification for Mechanical Security Systems for Domestic Buildings

SS 303:2019 – Specification for high Security Padlocks

SS 304:2008– Specification for Domestic Safes

SS 306: 2008 – Specification for Mechanical, Domestic Door and Window Security Systems

SS 308:2008 – Specification for Mechanical, Commercial Doors and Window Security Systems

SS 312:2019– Specification for Cylinders for Locks

A revised Diamond level that tests cylinders against snapping. Secure by Design recommend SS 312 Diamond cylinders. SS 312 is a stand alone cylinder test that improves security just by changing the cylinder.

SS 314:2009 – Specification for Security Cabinets

DHF Technical specifications

TS 003:2012

Title: Door chains and limiters

Published in 2012 this specification gives a simple pass/ fail test for loads on door chains and restrictors. It replaces a very complicated test specification that was very costly to achieve and therefore manufacturers chose not to use it. The rewrite happened in late 2012 and product should begin to be tested to it in the near future.

TS 007:2014 +A2:2018

Title: Enhanced security performance requirements for replacement cylinders and or associated security furniture

A DHF technical specification that tests for security of cylinders or a combination of security handles and cylinders together. A star rated system that needs three stars for the minimum requirement can be achieved with either a three star rated cylinder or a one star rated cylinder and two star

rated handle.

TS 008:2015 +CI:2016 WORK IN HAND

Title: Enhanced security and general requirements for letter plate assemblies and slide through boxes

A totally new test. This specification provides a means of evaluation against opportunistic attack and employs human intervention testing.

TS 009:2019

Title: Enhanced security and general requirements for letter box assemblies that are free standing or surface mounted and where mail is retrieved from the same side as delivery

This is also a new test specification that provides a means of evaluation against opportunistic attack to try and prevent the contents/ letter box being removed and assess the product against potential arson attack.

TS 621:2018

Title: Thief Resistant Electromechanically Operated Lock Assemblies

A technical specification that describes performance requirements for single or multipoint thief resistant electromechanical lock assemblies including the lock interface, striking plate, fixing screws, fitting instructions and where appropriate, cylinders and protective furniture.

Other standards used for reference

BS 5357. Code of practice for installation of security glazing

BS 5544. Specification for anti-bandit glazing (glazing resistant to manual attack)

BS 6206. Specification for impact performance requirements for flat safety glass and safety plastics for use in buildings

BS 6262 Part 4 Glazing in buildings – Safety related to human impact.

BS 7950. Specification for enhanced security performance of casement and tilt/turn windows for domestic applications (now included in PAS 24 for the UK).

BS 8213-4 Windows, doors and roof lights Part 4. Code of practice for the installation of replacement windows and doorsets in dwellings

BS 8220-1 Guide for security of buildings against crime – Part 1. Dwellings

BS EN 1906 Building hardware – Lever handles and knob furniture – Requirements and test methods

BS EN 1935 Building hardware- Single-axis hinges – Requirements and test methods

BS EN 13724 Postal services – Apertures of private letter plates – Requirements and test methods

MLA 2019 PR Review



MailOnline

Home | News | U.S. | Sport | TV&Showbiz | Australia | Femail | Health | Science | Money | Money Home | Markets | Saving & banking | Investing | Bills | Cars | Holidays | Cards & loans | Pensions | More

Quiet, quick and shockingly easy: What I learned from watching locksmiths break in - and five of their best tips to protect your home

- The Master Locksmiths Association is warning people about their home security
- They are advising people to have top security locks fitted on their doors
- Experts reveal that many people don't realise how easy their locks are to break

By GRACE GAUSDEN FOR THIS IS MONEY

PUBLISHED: 07:41, 24 September 2019 | UPDATED: 16:18, 25 September 2019



545 shares

627 View comments



The Master Locksmiths Association (MLA) issues security guidance for school security ahead of the spring bank holidays

With holidays being an opportune time for thieves to target empty school buildings, the Master Locksmiths Association – the leading trade association for the locksmithing industry – is advising educational facilities to ensure their premises are protected.



Justin Freeman, technical director of the Master Locksmiths Association, offers some advice on keeping estate security at its peak

With the news that the number of crime incidents recorded in Britain has gone up by 6% over the course of the last year, the Master Locksmiths Association, the leading trade association for the locksmithing industry, has issued new advice to help estate managers prepare and

4. Use only an approved locksmith

One of the main problems in the industry, according to the MLA, is that locksmiths are not regulated - anybody can claim to be a locksmith and fit a lock at someone's house.

The Association is calling for greater public awareness about the risks of rogue traders and the need to hire a licensed locksmith when dealing with both home and business security.

This is something that is a cause of major frustration for those who are professional locksmiths, as they have seen time and again people's homes being broken into after they have hired a cheap labourer who does not know the business as well as they do.

They are advising the public to be wary of locksmiths claimed to be Police Vetted, Police Checked or Police Registered, as there is no such thing as police vetting of locksmiths so this will be a false claim.


Dr George said: 'There is a lack of regulation - locksmiths need to be regulated as people will then know they are hiring a professional.

'If you do not use an authorised and trained locksmith the consequences could be both extremely dangerous and costly.'

"Be wary of locksmiths claimed to be Police Vetted, Police Checked or Police Registered, as there is no such thing"



These top 10 tips from the Master Locksmiths' Association can help you to secure your home while ensuring you're still covered by any home insurance policies.



It is vital that you have a secure lock on your home Credit: Alamy

uPVC doors are particularly at risk of intrusion as they are not secured by a single lock and key which, according to locksmiths, gives easy access for criminals.

Experts from the Master Locksmiths Association (MLA) reveal their top tips to help secure your home and deter would-be burglars.

1. Make sure your home is security assessed

Figures from the Office of National Statistics (ONS) showed there were 669,000 cases of domestic burglary in England and Wales in 2018 - and one in four of victims more than once.

As the MLA is looking to increase greater awareness of home security, it's encouraging homeowners to have their properties assessed by their expert locksmiths, which is free of charge.

MLA Promotion



The MLA has helped people in UK feel safer in their homes For over 60. By promoting the vetted, inspected and qualified locksmiths from the industry who agree with the motto of “Skill and Integrity”, the merits of the association have been recognised by authorities such as the Police, Insurers, Neighbourhood Watch, governmental websites, training websites and many others.

Over the past few years, The MLA has enjoyed recommendations from all of the above, a fact that strengthens our credibility and capabilities.

The authorities' guidance regarding the use of locksmiths was summed up as follows: if you need a locksmith that is well trained, trustworthy and capable to do the job, then Master Locksmith Association will be the place to go to.

MLA pointed towards by Police

What do the Police and MLA have in common? Both work towards offering people across UK the feeling of safety and security, therefore our association is highly recommended on the authorities' websites in articles related to crime and theft reduction:

Police Scotland:

South Yorkshire Police:

Cambridgeshire Police:

Essex Police:

MLA Promotion



Humberside Police:

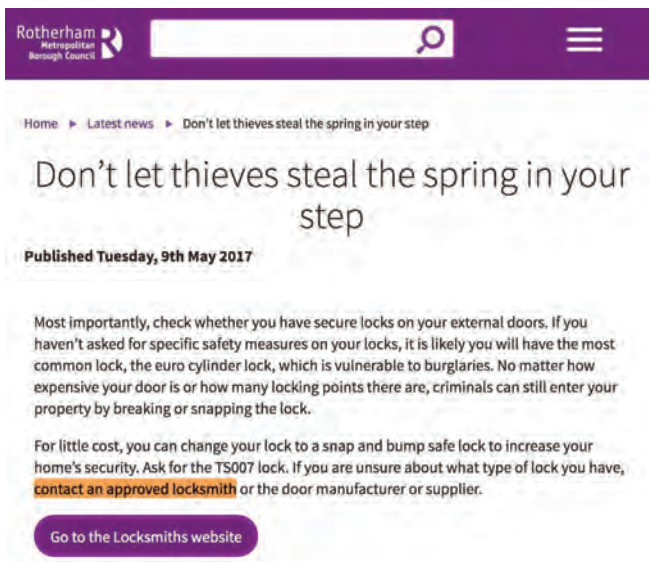


Protect your home

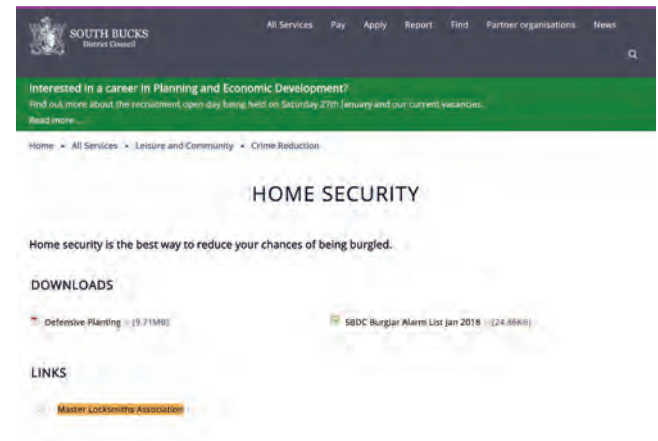
If you want to make sure you get an approved locksmith to fit your locks please use the [Master Locksmiths Association](#). Why use the [Master Locksmiths Association](#) (MLA)? Are you Looking for a locksmith near you? Make sure you use one who has met the 3 key criteria of being:- vetted, inspected and qualified (MLA)

Governmental Websites:

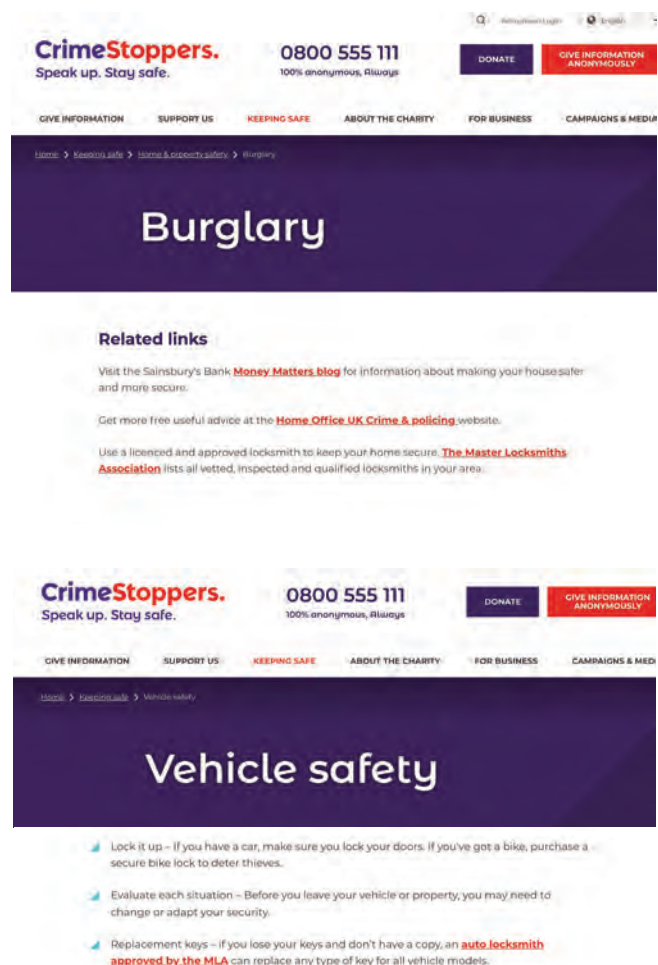
Rotherham Council:



South Bucks Council:



Crimestoppers:



Chubb Award & Nigel Rose Bowl 2019



MLA Awards

2019 saw the MLA's awards presented at MLA Expo at the Telford International Centre.

Firstly the Chubb Award.

This most prestigious and well recognised award within the industry, is bestowed by the board of directors of the MLA on the person they feel has done the most to further the locksmithing profession in the previous year. The recipient in 2019 was Brian Morland in recognition of his tireless efforts in preserving historic locksmith artefacts and the amazing heritage room he has created at the MLA HQ in Rugby.

Pictured below is Brian being presented his award by MLA President Gary Eckersall.



Then there was the Nigel Rose Bowl.

This award is for the person with the highest marks in the BLI exam. 2019 saw Jonathan Horsley win the coveted prize.

The photo below shows the award being handed over to the well deserving Jonathan by Nigel Rose himself.



Congratulations to them both from all of us at the MLA.

Licensing the Professional Locksmith

The Master Locksmiths Association (MLA) is the leading Trade Association for the locksmithing industry.



In the absence of Government based licensing (meaning that anyone can call themselves a locksmith), the MLA can provide you with peace of mind through it's licensing scheme.

MLA licensed locksmith companies, who undergo strict vetting (including criminal record checks, regular inspections to ensure quality etc), are able to provide advice based on knowledge and experience, recommend products that are fit for purpose as well as provide professional installation and maintenance services.

The key to your security needs.

Find your nearest MLA approved locksmith by contacting the Association:

Tel: **0800 783 1498** · Fax: **01327 262539**

Web: **www.locksmiths.co.uk**

E-mail: **enquiries@locksmiths.co.uk**

The benefits of using an MLA licensed locksmith



- Leading Trade Association for the locksmithing industry
 - Not-for-profit organisation
 - Established over 50 years ago
 - Nationwide Membership
 - Promotes standards of conduct, practice and materials within locksmithing
 - Provides peace of mind to the end customer through it's licensing scheme, in the absence of Government based licensing
 - Following a change to the law on the vetting of locksmiths implemented thanks to a campaign by the MLA, the only way for locksmiths to get standard Criminal Record disclosures is via Master Locksmiths Association membership
 - Various discounts available from participating MLA members (see website homepage for more information)
 - Standards are kept high by employment of qualified locksmiths, strict vetting and regular inspections. Training is also provided by the Association to ensure members are constantly up to date with the latest industry developments
 - Recognised as the authoritative body for locksmithing by:
 - Police
 - Home Office
 - British Standards Institute (BSI)
 - RISC Authority (formerly IPCRes, the UK property insurers' technical group)
 - Building Research Establishment (BRE)
 - MLA licensed locksmith companies are able to provide:
 - Advice based on knowledge and experience
 - Recommend products that are fit for purpose
 - Provide professional installation and maintenance services
 - A pricing policy to ensure fair and transparent prices are quoted before work commences
 - Channels of arbitration exist to fully investigate any complaints or disputes, should they arise, and the MLA advises or takes any necessary action depending on the outcome
 - Look out for the MLA Approved Company Logo
- Visit www.locksmiths.co.uk or call **0800 783 1498** to find out the details of your nearest MLA licensed locksmith.



Sold Secure, one of the leading suppliers of test and certification services for security related products, is delighted to sponsor this leaflet. Working with companies world-wide, we assess products to see whether strict performance criteria are met and where applicable allow the use of the coveted Sold Secure approved logo. When choosing your security products be sure to ask your MLA licensed locksmith if there is a Sold Secure approved product suitable for your particular needs.

MLA Guidelines for minimum security for domestic property



CONTENTS

Master Locksmiths Association

1. **INTRODUCTION**
2. **GENERAL CONSIDERATIONS**
3. **MINIMUM SECURITY REQUIREMENTS**
4. **HINGED DOOR SECURITY**
 - 4.1 Additional Mortice Deadlocks
 - 4.2 Additional Mortice or Rim Security Bolts (Single Doors)
 - 4.3 Additional Mortice or Rim Security Bolts (Double Doors)
 - 4.4 Hinge Bolts and Security Hinges
 - 4.5 Letter plates
 - 4.6 Stable Doors
5. **WINDOW LOCKS**
 - 5.1 Louvre windows
 - 5.2 Casement Windows
 - 5.3 Tilt/Turn Windows
 - 5.4 Vertical Sliding Sash Windows
6. **SLIDING DOORS AND WINDOWS**
7. **UP-AND-OVER DOORS**
8. **FRAME FIXING**
 - 8.1 Corner Fixings
 - 8.2 Vertical and Horizontal Fixings
9. **GLASS AND GLAZING**
 - 9.1 Annealed glass
 - 9.2 Toughened glass
 - 9.3 Laminated glass
 - 9.4 Double glazing
 - 9.5 Plastics glazing material
 - 9.6 Glazing
10. **GLOSSARY**
11. **STANDARDS**

APPENDIX A - Specification of
acceptable hardware

APPENDIX B - Hardware required
to be fitted (as listed in Appendix A)

APPENDIX C - Links to accredited

I. ACKNOWLEDGEMENTS

The Master Locksmiths Association is grateful to the following organisations for their support and assistance in drawing up the original guidelines:

- Association of Chief Police Officers (ACPO) (Project & Design Group-Technical Committee)
- British Hardware Federation
- Builders' Merchants Federation (BMF)
- Chief Fire Officers Association (CFOA)
- Door and Hardware Federation (incorporating Door and Shutter Manufacturer's Association and Association of Building Hardware Manufacturers).
- Glass and Glazing Federation (GGF)
- Guild of Architectural Ironmongers (GAI)
- Home Office Scientific Development Branch (HOSDB)
- RISC Authority (UK insurers technical advice body)
- Lloyds
- Sold Secure (part of MLA Group)

Note: These Guidelines give a general description of security for domestic buildings. Neither the guidelines nor the list guarantees that these methods are suitable for specific applications. It is the responsibility of the equipment supplier and/or equipment purchaser to ensure that any system is suitable for its particular application and that it complies with all legislation, standards, codes of practice or any other requirement.

Every effort has been made to ensure the contents of these Guidelines are accurate, however the Master Locksmiths Association does not accept any responsibility for loss arising from decisions based upon them.

I. INTRODUCTION

Theft from domestic property causes major problems for the Insurance industry and for specifiers of security products who might not be familiar with the industries involved. The reasons for these guidelines are:

- the Insurers possible requirement on a policy holder to maintain a minimum level of security to protect their premises, to use it when the premises are unattended or in part when they are occupied.
- the general obligation of householders to take reasonable security precautions for their own good.
- to provide easily understood information for the use of those not familiar with the Security or Insurance industries.

These guidelines are not intended to be applied to new construction or major refurbishment. For these applications PAS 24:2016 Enhanced security performance requirements for doorsets and windows in the UK (the latest version of PAS 24 includes the requirements of BS 7950) apply. These specifications are based on complete doorsets and window assemblies i.e. the door or window, including frame, hinges, locks, and fixings as a whole unit. The specifier is recommended to obtain doors and windows certified to these specifications.

Further guidance is given in BS 8220-1: Guide for security of buildings against crime – Part 1:2000 - Dwellings

Currently European specifications EN 1627-1630 also exist for the security of doors, windows and shutters. Products certified to the appropriate grades of these specifications are equally suitable.

These Guidelines assume that occupants are all able bodied. For users with disabilities, seek professional guidance before any installation.

Every attempt is made in these guidelines to be as practical as possible with recommendation or the specification of products, but there will always be occasions where alternatives will need to be sought because of the nature of a particular design, size or other feature of a door or window to be secured. In these circumstances the advice of a specialist in this field should be taken. A member of the Trade Division of The Master Locksmiths Association (denoted as "MLA approved company" and accompanied by the MLA registration number) should be contacted for such advice which should then be checked with the Insurers where applicable.

To comply with the requirements of most Insurers for thief resistant lock assemblies that necessitate the use of a key for egress, it is generally accepted that locks used on traditional external timber doors are certified to BS 3621:2007+A2:2012 Thief resistant lock assemblies – Key Egress. This indicates that the lock is part of an on-going test and audit programme to show it meets the requirements.

The MLA recommends that locks conforming to the latest version of any standard are to be used, however the MLA also recognises that insurers will on occasion accept locks, already installed that conform to earlier versions.

Where there is a requirement for means of escape (from fire) from the inside without the use of a key while maintaining security from the outside, lock assemblies to BS 8621:2007+A2:2012 Thief resistant lock assemblies – Keyless Egress should be installed.

Certifying to BS 8621 commenced in April 2005 and lock assemblies certified as complying with this Standard are listed within the links in Appendix C.

The introduction of new materials (e.g. Aluminium, PVC-U

and Composite Materials) and designs used in the construction of doors and windows can make single point locking inadequate. The locks designed for these types of door are usually multi-point and therefore cannot be tested to BS 3621, BS 8621 or BS 10621. PAS 3621, PAS 8621 and PAS 10621. Locks produced prior to this date should have a minimum of three locking points and use a cylinder that meets the minimum requirement stated in 3 (b).

Nothing in this document or related documents shall imply that the installation of any security device will prevent unauthorised entry to a premise or that by following these guidelines insurers are obliged to issue insurance cover.

2. GENERAL CONSIDERATIONS

When considering the matter of minimum security requirements and the interpretation of these guidelines, users of these guidelines should be mindful of a number of factors:

(a) The adequacy of the door or window, frame thickness and the material quality together with the fixings of the frames to the surrounding structure might impact on the level of security provided.

(b) A degree of flexibility when imposing security requirements might, on occasions be necessary. Often, due to the nature of the door or window construction, or the material from which it is constructed, it might require the use of locks or locking devices in situations other than that for which they were intended. In such circumstances the advice of a Trade member of the Master Locksmiths Association should be sought, and written confirmation of their proposals obtained from any interested insurer.

(c) If improvements are required to the security of aluminium, PVC-U or composite material doors or windows it is stressed that this work should be undertaken by professionals. Again advice must be sought from an Approved Company Member of the Master Locksmiths Association who has experience in this type of work. Care should be taken not to breach manufacturers' warranties that might still apply.

(d) It must also be appreciated that some locks not certified to BS 3621 have in the past and could in the future be accepted by Insurers. Where this is the case, written confirmation by the Insurers of their acceptance of the product for its intended use should be obtained by the end-user. This recommendation also applies with the introduction of lock assemblies under BS 8621 and BS 10621.

(e) Insurers and specifiers should be mindful of possible conflict between occupier safety and security when the property is occupied. Careful consideration must be given to the means of escape in the event of fire before specifying that locks should be engaged and the keys removed (using BS 3621:2007+A2:2012 specification) before retiring for the

night. Keys should be kept within easy reach of the occupant, but out of reach of an intruder.

If in doubt, consult any interested insurer and the local Fire Prevention Officer for guidance.

(f) External doors that are deemed to be used as an exit in case of an emergency should be locked in the manner specified for the final exit door, with the addition of a nightlatch that can be opened from the inside without the use of a key for use when the property is occupied. Where locks to BS 8621:2007+A2 :2012 are fitted, egress will be facilitated from the inside by the presence of the thumb turn.

(g) In blocks of flats and other buildings of multiple occupancy, the means of escape in the event of fire is an important consideration, particularly where the entrance door to the individual flat is the only means of escape. The use of Escape Locks that can be opened from the inside by a single action without the use of a key (but still retain their security from outside as described in BS 8621) is acceptable to Insurers subject to written confirmation. This type of lock will normally meet the requirements of the Building Regulations.

(h) New products may become available that conform to test procedures for security products, and carry the appropriate certification mark. When these are accepted by the organisations supporting these guidelines, and where suitable for the protection of a particular risk, their use should be encouraged.

(i) When making recommendations for the fitting of security items, consideration must be given to the type of risk involved relevant to the location of the premises. It will be necessary to increase the number of locks and fittings to doors and windows in high-risk areas. Advice should be sought from the local Crime Prevention Design Adviser, Architectural Liaison Officer, any interested insurer involved or an Approved Company Member of the Master Locksmiths Association.

(j) A list of Approved Company Members of the Master Locksmiths Association, recognisable by the logo "MLA Approved Company" is available from the Master Locksmiths Association. This list is also reproduced and updated on our website www.locksmiths.co.uk

3. MINIMUM SECURITY REQUIREMENTS

(a) Locks currently available certified to British Standard BS 3621, BS 8621 or BS 10621 should bear the standard number and the mark of the certification agency. These are listed in the web links in Appendix C. Such locks may be available in rim or mortice fixing. Locks for PVC-U and composite doors (when multi-point) should meet the minimum requirement set out in PAS 3621, PAS 8621 and PAS 10621 published in 2011. Locks produced prior to this date should have at least three locking points and be combined with a cylinder that meets the requirements of

3(b). Locks that have been part of a PAS 24 door test are also acceptable. Written agreement for the acceptance of such locks should be obtained from the insurer by the policyholder.

(b) Lock cylinders installed before the implementation of these guidelines (November 1999) should have a minimum of five pins and an anti-drill insert. Thereafter, as a minimum requirement the cylinder shall meet the requirements of BS EN 1303:2017. Clause 6.8 Key related security Grade 5 (Table 9) and Clause 6.9 Attack resistance Grade 2 (Table 10). BS EN 1303:2015 was published in July 2015 and tested cylinders will begin to be marked with this date. Technical specifications SS 312 and TS 007 were published in 2010 and 2011 and are to be used when doors are at risk of cylinder attack and may be a requirement by some authorities. Cylinders that are Sold Secure Diamond rated have been subject to an extensive attack test and offer a significant security upgrade to any door that requires a Euro cylinder. The Master Locksmiths Association recommends that for retro fit security upgrades, SS312 Diamond cylinders should be used as a cylinder change only solution or a TS 007 one star rated cylinder combined with a twostar rated handle or a TS 007 three star rated cylinder (either TS 007 solution must achieve a total of three stars to be effective against attack).

(c) Where any cylinder operated lock is used, the outside cylinder shall not protrude more than 3 mm from the face of the door or the lock furniture (handle plate or cylinder rose) where fitted. Lock furniture should be of the 'bolt through' type with the fixings being secured from the internal side only. Lock furniture should comply with BS EN 1906 Lever handles and knob furniture – Requirements and test methods – Annex A: Requirements for security lock furniture for use on burglary resistant doors – Grade 1 unless certified as a component of a door assembly satisfactorily tested to PAS 24. Lock furniture may consist of separate components of lever/knob handles on roses and cylinder roses or composite backplates. Where cylinder roses are fitted, these must provide the cylinder protection as required under BS 3621, BS 8621 or BS 10621.

(d) A limited range of other door locks, and most types of lockable bolt or window locks, are likely to be acceptable to insurers for the purpose of securing doors and windows.

A proposed (issued in 2013) guidance document on Minimum Security Standards for Domestic Properties will provide full details.

This will be available for download from www.riscauthority.co.uk

4. HINGED DOOR SECURITY

The type of lock and the position to which it is fitted on the door is dictated by the design of the door. It is therefore not possible to make specific recommendations regarding the

fixing positions of additional security devices, as this will be determined by the position of the original fittings on the door. The height at which the lock is fitted might also be determined by the level at which the user is standing when locking or unlocking the door, e.g. one or two steps below the door entry level.

For specific guidance reference should be made to BS 8220 Guide for security of buildings against crime – Part 1:200 Dwellings. However, the following is offered as a general guide:

4.1 Additional Mortice Deadlocks

Where the lock to be fitted is of the mortice type, the minimum thickness of the door to which it is being fitted must be 44 mm. The lock should be fitted approximately midway between the existing lock and the top or bottom of the door depending on which has the greatest unsecured distance, avoiding any cross rail or glazing bar joints.

4.2 Additional Mortice or Rim Security Bolts (Single Doors)

To be fitted horizontally (where possible) approximately midway between the top lock and the top of the door and the bottom lock and the bottom of the door.

Where a single lock conforming to the requirements of the insurance company is fitted, the additional bolts should be fitted approximately midway between it and the top and the bottom of the door.

Where bolts are fitted vertically they should be between 50 mm and 100 mm from the edge of the door, avoiding any joints.

For greater security on emergency or final exit doors, mortice bolts, preferably knob operated for fire safety reasons, are recommended in preference to surface mounted bolts. Where doors do not form part of an escape route, loose key mortice bolts are suitable

4.3 Additional Mortice or Rim Security Bolts (Double Doors)

To be fitted vertically to the top and bottom of the doors between 50 mm and 100 mm from the front of the rebated edge of the door, avoiding any joints. It could be necessary to fit security bolts to the top and bottom of the first closing leaf only, if the doors are of substantial construction.

For greater security on emergency or final exit doors, mortice bolts, preferably knob operated for fire safety reasons, are recommended in preference to surface mounted bolts on the first opening leaf, the first closing leaf being secured by loose key bolts. Where doors do not form part of an escape route loose key mortice bolts are suitable for both leaves.

4.4 Hinge Bolts and Security Hinges

Hinge bolts shall be fitted to all outward opening doors at a position of approximately a quarter of the door height from the top and bottom of the door, but not within 150 mm of the top or bottom hinges.

Hinges for use on burglar-resistant doors should comply with BS EN 1935:2002 Annex C. These may comprise either such a design that the hinge pin can only be removed when the door is open, or alternatively, suitable composite security hinges incorporating hinge bolts within the hinge flap that enable the hinge to withstand shear loads should be considered.

4.5 Letter plates and boxes

Letter plates fitted to doors could comply with BS EN 13724: Postal services. Secure letter plates and boxes can be tested to TS 008: 2015 +CI:2016 and TS 009: 2019 TS 008 is quoted in PAS 24 and prevents invasive attack such as fishing.

4.6 Stable Doors

Both halves of stable doors must be treated as separate doors.

5. WINDOW LOCKS

Where windows are not required to be opened, they may be screwed permanently shut. Security screws shall be used where this is to be done from the outside, and the heads countersunk and plugged.

The security of all ground floor and all accessible windows which are not considered as means of escape (e.g. from a flat roof) shall be considered. Openable windows that are over 600 mm high or wide should be fitted with a multi-point locking system or two window locks with removable keys. Sashes less than 600 mm need only be fitted with a single lock.

Where a lock is to be fitted to a window care must be taken to ensure that the material to which the lock is fitted does not become weakened by fitting it too close to existing fittings.

Where a window is required for emergency egress then it shall not be fitted with any type of key lockable system. In this instance the window should be fitted with laminated glass.

5.1 Louvre windows

Urgent consideration should be given to replacing louvre windows as it is difficult to achieve adequate security. If this is not possible, then all panes of glass (in louvre windows) should be securely fixed, with suitable adhesive, into their brackets or suitable grilles, bars, or shutters fitted. Louvre windows should not be installed in vulnerable locations. The use of plastic frame materials is not acceptable for a security application

5.2 Casement Windows

Where the casement window opening exceeds 600 mm, two locks are required. For side-hung casements windows over 600 mm high the additional locks should be fitted approximately quarter of the height from the top and bottom of the casement window. For top-or bottom-hung

fanlights in excess of 600 mm wide, the locks should be fitted approximately one quarter of the width of the opening fanlight from either side of the sash

5.3 Tilt/Turn Windows

Additional locks should be fitted to the bottom rail at the leading edge for security and also to prevent the accidental opening of the window in the side hung mode.

5.4 Vertical Sliding Sash Windows

Where the window opening exceeds 600 mm, the locks should be fitted on the meeting rail of the bottom sash, at approximately one quarter of the width, or on the vertical frame either side of the upper sash, directly above the meeting rail of the bottom sash.

Where there is a requirement for ventilation when the premises are occupied, vertical sliding sash windows can be provided with restricting devices suitably placed to provide a ventilation position, to allow them to be opened a maximum of 100 mm and remain secure. This is not recommended when the premises are unoccupied. The window should then be secured in the fully closed position.

6. SLIDING DOORS AND WINDOWS

All sliding doors and windows should be fitted with anti-lift devices to prevent them being removed from their tracks. Care should be taken to ensure such devices are fitted appropriately so that they do not go inside the section of the frame when the door/window is closed. Some sliding door locks have an in-built facility to prevent the door being lifted, e.g. swing hook bolts which rotate upwards to engage.

Additional locks fitted to sliding doors and windows should be fitted in such a manner as to ensure any force applied to open the door acts against the lock fixing screws.

Wherever possible, additional locks should be fitted to the top and bottom of the interlock of sliding doors and windows. However, there are some designs, which make this impractical.

Sliding doors/windows should not be secured in the ventilation position when the premises are unoccupied.

7. UP-AND-OVER DOORS

Work on improving the security of up-and-over doors should be undertaken by professionals who have experience in this type of work.

There are security locking products available for this type of door and the advice of a professional (MLA Trade Member) should be obtained prior to commencing improvements.

8. FRAME FIXING

It could be necessary in some instances to improve the strength of the fixings holding door or window frames to the fabric of the building. Due to the presence of pre-cast concrete, steel lintels or other construction details, it might

not be possible to achieve the desired additional fixings to the head or sill of the frame. The type of fixings used will be determined by the material to be fixed and the material to which it is to be fixed, however frame-fixing screws and bolts are available for this purpose.

The following dimensions for the positions of additional fixings are offered as a guide.

8.1 Corner Fixings

Additional fixings made between 150 mm and 250 mm vertically and horizontally from the internal corners of the frame to be fixed.

8.2 Vertical and Horizontal Fixings

Additional fixings made at approximately 600 mm centres between the corner fixings of the frame to be fixed.

For greater detail of improved fixings, reference should be made to BS 8213: Part 4:2016 Windows, doors and roof lights – Code of practice for the installation of replacement windows and doorsets in dwellings

9. GLASS AND GLAZING

As far as security is concerned the main consideration is the ease with which glass can be broken to provide access to window or door hardware. The glazing specification chosen should meet the design and performance requirements of BS 6262:2018 Part 4 Glazing in buildings – Safety related to human impact. For those installations where a higher degree of “security” is needed the glazing should be in accordance with BS 5357 Code of practice for installation of security glazing

There are three main types of glass. These are:

9.1 Annealed glass

Annealed glass consists of, float, sheet, cast (patterns) and wired glass. It breaks easily and when broken forms large sharp fragments. While wired glass can be fractured, it will act as a barrier but only until the wire mesh in the glass is sheared.

The application of an appropriate plastics film can increase the resistance of annealed glass to penetration

9.2 Toughened glass

Toughened glass, (tempered glass), is an annealed glass, except wired glass, that has been subjected to a heating and rapid cooling process that imparts a greater strength to the material. It is resistant to impact by blunt objects but can be fractured by penetration of the surface compressive layer. When fractured, the glass will not act as a barrier. In buildings it is usually found in ‘risk areas’ which include doors and adjacent windows, low windows, bathrooms, landings etc. Typically toughened glass is around eight times stronger than annealed glass but when it breaks it forms a multitude of small fragments. It is also vulnerable to breakage with a sharp point such as a centre punch.

Due to the method in which it breaks, toughened glass offers very little security. Its value is as a safety glass.

9.3 Laminated glass

Laminated glass consists of two or more layers of annealed glass bonded together by means of transparent plastic (poly vinyl butate - PVB) interlayers. When the glass is attacked the glass layers fracture but remain in place, held by the PVB interlayer. Thus laminated glass offers both increased security and safety over annealed glass. Typical laminated glass found in domestic buildings consists of two layers of glass and one interlayer to a total thickness of 6.4 mm (soon to increase to 6.8 mm). However, the number of glass layers and interlayers can be increased to provide enhanced security such that, eventually, bullet-proof glass can be produced.

The most common failure mechanism of laminated glass is for it to 'balloon' and fall out of the frame under repeated impacts. However, the time taken for this gives an enhanced level of security over other types of glass

9.4 Double glazing

Double glazing can be in the form of:-

1. Insulating glass units i.e. two or more panes of glass hermetically sealed at their perimeter. These provide the intruder with two or more panes to break

2. Double windows i.e. two separate single glazed windows in the same opening. These assemblies provide a similar deterrent but only if the inner window is secured.

9.5 Plastics glazing material

Plastics glazing sheet material consists of either a single sheet or combination of sheets laminated together. The performance of these materials is dependent on the polymer type, thickness, and support condition. The advice of the manufacturer should be sought in respect of their security and fire resistance performance, as appropriate.

9.6 Glazing

All glass or plastics glazing sheet material should be secured to the window or door structure in such a manner that it cannot be easily removed from the outside.

10. GLOSSARY

Anti-lift device. Device which prevents a door or window from being lifted in its aperture, where this lifting would decrease the effectiveness of a lock or enable the door/window to be removed.

Barrel bolt. Surface mounted fastener with a sliding part that is usually manually controlled and that secures a movable component to its frame or opening. The shoot is provided with a knob, loose key or similar for operation by hand.

Bolt (1). Movable part of a lock or latch that usually engages

a component fixed to a frame and is withdrawn into the case,

Bolt (2). Fastener with a sliding part that is usually manually controlled and that secures a movable component to its frame or opening, the sliding part being provided with a knob, loose key or similar for operation. It may be surface mounted, or morticed.

Certified. A product subjected to a testing and ongoing audit programme by a MLA approved organisation.

Deadlock. Lock that contains only a deadbolt

Escape lock. Deadlock that can be opened (even when locked) from the inside by a single action without use of a key.

Escutcheon. Surround with a shaped hole, with or without a pivoted cover plate, primarily to protect the door leaf from abrasion damage caused by key insertion. This could be for decorative purposes or to increase the security of the locking device.

Flush bolt. Recessed (flush) fastener with a sliding part that is usually manually controlled and that secures a movable component to its frame or opening, the moving part being provided with a lever, slide bar or knob.

Hasp and staple Two-piece fastening for doors which can be secured by a padlock. The hasp could be attached to a fixed or swivel bar.

Hinge bolt. Fixed projection on the hinge side of the door or window. The projection engages into a keep when the door or window is closed. Also known as dog bolt

Latch. Self-engaging device, usually operable from both sides, which holds a door or window in the closed position and is released by hand without the use of a key.

Lock. Fastener that combines within one case a latch operated by a handle and a deadbolt which secures the door or window in the closed position

Mortice lock/bolt. Lock/bolt where its body is fitted in a mortice cut into the closing edge of the door or window.

Multi-point lock. Lock that has a latch bolt and a number of other bolts positioned remote from the lock case but connected by rods, which are thrown by means of a single action.

Night latch. Latch with a single bevel latch bolt that is operated internally by a knob and externally by a key which automatically engages when the door is shut.

Night vent or ventilation position. Position in which the door or window can be secured whilst slightly ajar. This usually offers only limited security.

Padbar A device spanning the full width of the door opening with supporting brackets or staples fixed to the frame and secured by a padlock

Padbolt/padlock bolt. Door bolt which can be secured in the locked position by means of a padlock.

Rim lock/bolt. Lock/bolt for fixing on the face of a door or window.

Security bolt. Mortice or barrel bolt which can only be withdrawn by the use of a key.

Security screw. Screw designed so that it either cannot be removed when fixed or which requires a restricted access tool to remove it.

Strike plate. Flat metal plate, appropriate to the latch or lock, fixed to a frame to engage a bolt(s).

Throw - bolts with linear movement - Distance that the dead bolt travels from the fore end of the lock in an outward direction under the action of a key, measured perpendicular to the fore end.

Throw - hook bolts with arcuate movement. - Distance from the tip of the bolt travels from the unlocked to the locked position measured parallel to the fore end of the lock.

11. STANDARDS

The following standards are referred to in the text. The latest version of the standard shall be used.

BS 3621. Thief resistant lock assemblies – Key egress.

BS 5357. Code of practice for installation of security glazing.

BS 5544. Specification for anti-bandit glazing (glazing resistant to manual attack).

BS 6206. Specification for impact performance requirements for flat safety glass and safety plastics for use in buildings.

BS 6262. Part 4 Glazing in buildings – Safety related to human impact.

BS 7950. Specification for enhanced security performance of casement and tilt/turn windows for domestic applications.

BS 8213-4. Windows, doors and roof lights Part 4. Code of practice for the installation of replacement windows and doorsets in dwellings.

BS 8220-1. Guide for security of buildings against crime – Part 1. Dwellings.

BS 8621. Thief resistant lock assemblies – Keyless egress.

BS 10621. Thief resistant lock assemblies – Dual mode.

PAS 24. Enhanced security performance requirements for

doorsets and windows in the UK.

PAS 3621. Multi point locking assemblies – keyed egress.

PAS 8621. Multi point locking assemblies – keyless egress.

PAS 10621. Multi point locking assemblies – dual mode.

BS EN 12209. Building hardware – locks and latches.

BS EN 1303. Building hardware - Cylinders for locks.

BS EN 1906. Building hardware – Lever handles and knob furniture.

BS EN 1935. Building hardware- Single-axis hinges.

BS EN 12320. Building hardware - Padlocks and padlock fittings.

BS EN 13724. Postal services – Apertures of private letter plates.

BS EN 1627-1630. Windows, doors, shutters - Burglar resistance.

SS 306 Sold Secure Specification for Mechanical, Domestic Door Security Systems.

SS 312 Sold Secure Specification for Cylinders for Locks

DHF TS 621. Thief resistant electromechanically operated lock assemblies.

DHF TS 007 Enhanced Security Performance Requirements for Replacement Cylinders and/or Associated Security Furniture

DHF TS 008 Letter plates Enhanced security and general requirements for letter plate assemblies and slide through boxes.

DHF TS 009 Letter boxes Enhanced security and general requirements for letter box assemblies that are free standing or surface mounted and where mail is retrieved from the same side as delivery.

APPENDIX A

Specification of acceptable hardware

A) All doors Hinge bolts or security hinges with protection from hinge pin removal on all outward opening doors.

B) All doors A lock certified to BS 3621, BS 8621 and BS 10621 together with its approved striking or box plate and accessories as tested.

C) All doors An acceptable alternative lock with the lock manufacturers approved striking or box plate and accessories as approved by the Insurers.

D) Single door A multi-point lock system with a minimum of three horizontal locking points with Pedestrian a central bolt (minimum throw 13 mm) and two dead or hook bolts garage (minimum throw 20 mm). All locked simultaneously by one operation of the door key. Alternatively a multi-point lock certified to Sold Secure specification SS306 or PAS 3621.

E) Sliding Anti-lift devices

F) Sliding Main locking system plus key operated patio door lock or security bolts (minimum throw 9 mm) at the interlock at bottom of the door and if practical at the top of the door. Alternatively a patio bar.

G) Sliding A hook lock certified to BS 3621 or BS 8621 together with its approved striking plate and accessories as tested

H) Sliding A multi-point lock system with a minimum of three horizontal locking points Incorporating hook bolts (minimum throw 20 mm) and/or vertical shoot bolts (minimum throw 14 mm) locking into the head and sill of the door frame. All locked simultaneously by one operation of the key. Alternatively a multi-point lock certified to Sold Secure specification SS 306

J) Double doors The main locking system plus 2 key-operated rim or mortice security bolts 2nd closing leaf (minimum throw 14 mm) (casement doors)

L) Double doors Two key operated rim or mortice security bolts (minimum throw 14 mm) 1st closing leaf (casement doors) Windows

M) Double doors Two flush bolts (minimum throw 14 mm) mounted on door edge and 1st closing leaf concealed when doors are closed

N) Double doors- A multi-point lock system with a minimum of three locking points with a central 2nd closing leaf bolt (minimum throw 13 mm) and two dead or hook bolts locking into the head and sill of the door frame (minimum throw 14 mm). All locked simultaneously by one operation of the key. Or a multi-point lock certified to Sold Secure specification SS 306

P) Windows A window lock with removable key

Q) Windows A substantial locking handle with removable key

S) Windows A multi-point locking system with removable key

T) Doors A door-set certified to PAS 24

U) Windows A window certified to PAS 24

V) Doors to A heavy duty padbar bolted to the door and

frame and fitted with a padlock outbuildings and fittings certified to EN 12320 Grade 3

APPENDIX B

Hardware required to be fitted (as listed in Appendix A)

Hinged final exit door A plus B, C or D, or T

Other single hinged external doors A plus B, C or D, plus L (2 off), or T

Pedestrian doors on garages and domestic A plus B, C, D or V, or T outbuildings

Double doors (1st closing door) A plus L (2 off) or M (2 off)

Double doors (2nd closing door) A plus B, J or N

Sliding doors E plus F C, G, or H

Louvre Windows See text

Accessible windows and ground floor L, P, Q, S or U openings (But not emergency egress windows)

A sash less than 600 mm in width or height requires a minimum of one locking point. For all other sashes a minimum of two locking points is required

APPENDIX C

Links to accredited products and services

Accredited products and services can be found at:
www.securedbydesign.com
www.kitemark.com

Other security related products including padlocks and out-building security products at:
www.soldsecure.com

Accredited products can be specified by your local MLA member.

You can find a local member by visiting:
www.locksmiths.co.uk

MASTER LOCKSMITHS ASSOCIATION

1 Prospect Park
Valley Drive
Rugby
Warwickshire CV21 1TF
Tel: 01327 262255
Website: www.locksmiths.co.uk
Fax: 01327 262539
e-mail: enquiries@locksmiths.co.uk

MLA Code of Practice



OBJECTS

The Objects of the Association shall be as stated in the Memorandum and Articles of the Association.

The following is a summary of some of these objects:

- a) To protect, preserve, promote and represent persons, firms or bodies concerned or interested in the locksmithing industry.
- b) To advance education and training of persons preparing for entering or engaged in the trade
- c) To agree standards of conduct, practice and materials.
- d) To maintain a high standard by members for the protection of the public at large.
- e) To enable the Association to attain a recognised status.
- f) To prescribe, regulate and conduct examinations and to charge fees, award qualifications.
- g) To carry on business as technical locksmiths, security consultants, specialist wholesalers, retailers and dealers in locksmithing tools, equipment and members' services.
- h) To apply for, purchase or otherwise acquire patents and licences.
- i) To produce, publish and distribute a journal.
- j) Co-operate with any body for the purpose of promoting the association.
- k) To purchase or lease property and/or rights for the purpose of the association.
- l) To do all such other things as are incidental to the attainment and furtherance of the said objects or any of them.

apply his special knowledge, skill and training for the use and improvement and betterment of his profession.

- 6) To encourage and promote loyalty in their profession by acting in a fair, reasonable and business- like manner in any dealings, especially those with any fellow member

MLA Approved Companies' management and staff should provide products and services with skill and integrity. They should give all end-users the benefit of their experience in all aspects of security products and their applications. .

CODE OF ETHICS

To assist the achievement of the above Objectives, each member of the Association, by his acceptance and continued membership thereof, shall be deemed to have subscribed to the following:

- 1) To pursue their activities, conforming to professional standards and maintaining high ideals of personal honesty and integrity.
- 2) To abide by the policies and codes of practice of the Association, as established from time to time.
- 3) To analyse impartially and to the best of their ability, security problems receiving their attention and to advance the best possible solution for the protection of his clients.
- 4) To conduct themselves in a dignified manner and to refrain from using improper or unprofessional methods in furthering his business.
- 5) To co-operate in advancing the best interests of the locksmithing and keycutting industry, always ready to

BESPOKE CYLINDER KEYING SERVICE

MASTER KEY SYSTEMS CAN BE BUILT BESPOKE AS PER BUILDING REQUIREMENTS
FROM EXCEL FILES, FLOOR PLANS OR SITE SURVEYS

CLASSROOM CYLINDERS

THE CLASSROOM CYLINDER ALLOWS THE DOOR TO BE LOCKED AND UNLOCKED FROM THE OUTSIDE USING A KEY.

FROM THE INSIDE THE DOOR CAN ONLY BE UNLOCKED USING THE THUMB TURN THE DOOR CANNOT BE LOCKED FROM THE INSIDE. THIS MIGHT BE USED IN A CLASSROOM TO AVOID A SITUATION WHERE CHILDREN HAVE LOCKED THE CLASSROOM FROM THE INSIDE, NECESSITATING A KEY HOLDER TO COME AND UNLOCK THE DOOR.

FOR SAFETY REASONS THE CYLINDER HAS A TURN ON THE INSIDE WHICH WILL ONLY UNLOCK THE DOOR IF AN OCCUPIER HAS BEEN ACCIDENTALLY LOCKED INSIDE.

ANTI-BARRICADE CYLINDERS

IN SOME CIRCUMSTANCES SUCH AS SECURE INSTITUTIONS, CARE HOMES AND PSYCHIATRIC FACILITIES IT IS DESIRABLE TO PREVENT THE INSIDE THUMB TURN ON THE CYLINDER BEING USED TO HOLD THE DEADBOLT IN THE LOCKED POSITION, PREVENTING ACCESS BY KEY FROM OUTSIDE.

THIS CLUTCH MECHANISM IS AVAILABLE WHICH ISOLATES THE THUMB TURN FROM THE KEYWAY SO THAT IN AN EMERGENCY THE KEY WILL OVERRIDE THE THUMB TURN IF IT IS BEING HELD.

CONSTRUCTION CYLINDERS

DURING THE CONSTRUCTION PROCESS IT IS NORMAL PRACTICE FOR THE CONTRACTORS TO HAVE CONTROL OF THE KEYS TO EACH CYLINDER BEING FITTED TO THE BUILDING. THIS COMPROMISES SECURITY AS KEYS CAN BECOME LOST OR STOLEN.

WITH CONSTRUCTION KEYING A SPECIAL PIN IS INCORPORATED INTO THE CYLINDER WHICH ALLOWS A SINGLE 'CONSTRUCTION KEY' TO BE ISSUED TO THE CONTRACTORS SO THEY CAN GAIN FULL ACCESS DURING THE CONSTRUCTION PERIOD. ONCE THE CONSTRUCTION PERIOD IS COMPLETED THIS KEY THEN BECOMES REDUNDANT LEAVING ONLY THE SLAVE KEY USABLE.

KEYED TO DIFFER

EACH LOCK IS OPENED BY ITS OWN UNIQUE KEY WHICH DOES NOT OPEN ANY OTHER LOCK.



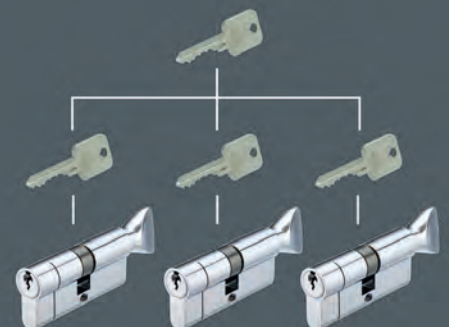
KEYED ALIKE

ALL CYLINDERS IN THE SET ARE OPENED BY THE SAME KEY, THIS OPTION PROVIDES SAME KEY CONVENIENCE AND ELIMINATES THE NEED FOR MULTIPLE KEYS WHERE NUMEROUS CYLINDERS ARE USED.



UNDER MASTER KEY

WHERE ALL CYLINDER LOCKS ARE OPENED BY A SINGLE MASTER KEY THEN EACH OF THE CYLINDER LOCKS ARE OPENED BY THEIR OWN KEY, OFTEN REFERRED TO AS THE SLAVE, CHANGE OR DIFFER KEYS.



MLA Approved Company Sector

The Master Locksmiths Association was first conceived in 1957 and was the idea of the Chubb Lock Company and one or two London Locksmiths. The prime mover was Mr. Steve Fallshaw, then a locksmith in The Barbican, who became its first Chairman when it was formally founded early in 1958. The original sixteen members decided the new 'association' should be known as The Greater London Master Locksmiths Association (GLMLA).

By the end of the first decade it had grown nationally with a wide distribution of members from all parts of the United Kingdom. At this time it elected its first national President namely Mr. Steve Stephens of Oxford. The association by now included members from overseas and a healthy growth has been maintained, we now number almost 1500 members in all sectors.

In the early 90's the association restructured to meet modern demands, retaining its title Master Locksmiths Association (MLA) it formed three sectors. They are the 'British Locksmiths Institute' (BLI) for its individual members' skill qualifications, 'Guild of Keycutters' for all producers of keys wishing to comply to standards and 'Approved Company' for trading companies. The fourth 'Affiliates' sector remained unchanged and represents the manufacturers' and suppliers to our industry.

Aims of the Approved Company Sector

Companies and locksmiths trading in their own right, with retail premises or operating as a mobile locksmithing business, join the MLA Approved Company sector. It is this sector of the Association that trades directly with the public and private sectors in the High Street and through Yellow Pages, and other advertising media.

The Approved Companies inspectorate means the MLA can demonstrate that all Company Members are meeting high standards. Each company is inspected on a regular basis, thus ensuring that its members and their operatives maintain standards in workmanship and administration. Also members are expected to conform to legal requirements and that customer charters exist to service customer satisfaction.

Inspections have the effect of making locksmithing companies more accountable for their daily operations. Approved Company members are made aware that the MLA considers that training is also a valuable means to maintaining standards. Training is offered at the purpose built, state of the art training facility at the MLA's Head Office in Daventry.

Continued growth of the Approved Companies ensures that the MLA can offer a national network of locksmiths and the Associations head office in Daventry refers enquirers to their nearest approved company. A National 0800 number enables potential customers to find the nearest member quickly or check those companies displaying the MLA logo are bona fide members.



The Logo depicted here is the one that is advertised by an approved company on their premises, vehicles and stationery, confirming to the public the standards expected of them.

Channels of arbitration exist to fully investigate any complaints or disputes, should they arise, and the MLA advises or takes any necessary action. The Board of Directors continually looks at consumer matters and advises members when appropriate.

The Approved Company sectors operates schemes whereby discounts may be available to policyholders of most well known insurance companies and they provide the service behind many major help-lines.

The Master Locksmiths Association "Approved Company" helpline is available to locate your nearest locksmith: — 0800 783 1498 or alternatively you can visit our website www.locksmiths.co.uk where you find you local MLA locksmith using the integrated search functionality.

MLA Approved Companies – In Alphabetical Order

24/7 Locksmiths.....	B12 0EA.....	West Midlands	Bickers Locksmiths.....	PL24 2DA.....	Cornwall
1st Call Keymaster Bristol.....	BS36 5SJ.....	Bristol	Birmingham Master Locksmiths.....	B5 4RU.....	West Midlands
A B Rooms & Son Ltd.....	HU9 1LQ.....	East Yorkshire	BMA Varsity Limited.....	OX4 2EN.....	Oxfordshire
A Buckenham (Locksmiths).....	N5 1LH.....	London	Bolton Lock Company Ltd.....	BL5 3JT.....	Lancashire
A C Leigh (Norwich) Limited.....	NR2 4PD.....	Norfolk	Bonner Locksmiths.....	RG8 0PX.....	Berkshire
A C Lock & Safe Co.....	TS26 9HS.....	Teeside	Bowden Locksmiths Ltd.....	BS3 3NS.....	Bristol
A Morris Locksmiths.....	B97 5EJ.....	Worcestershire	Bradleys Master Locksmiths Ltd.....	NE24 1LY.....	Northumberland
A P L Locksmiths.....	SK4 5BA.....	Cheshire	Bramah Locksmiths.....	W1 U 5PT.....	London
A1 See-Cure.....	DA7 5AH.....	Kent	Brentwood Lock and Safe.....	CM15 9DL.....	Essex
AA Lock and Key.....	BS16 6LX.....	Bristol	Brights Locksmiths.....	SS1 1BW.....	Essex
AAA Locksmiths (2006) Ltd.....	JE4 5NX.....	Channel Islands	Brinnick Locksmiths & Security Ltd.....	MK16 8AQ.....	Buckinghamshire
Abbey Gate Locksmiths & Security Engineers.....	RG4 7HS.....	Berkshire	Bryans Lock Services Ltd.....	OX10 7LL.....	Oxfordshire
Abbey Locksmiths Ltd.....	AL2 1BH.....	Hertfordshire	B S Locksmiths.....	NG31 9EW.....	Lincolnshire
Absolute Home Security.....	EN1 2EQ.....	Middlesex	C & T Locksmiths Ltd.....	B33 9HQ.....	West Midlands
Access Locksmiths (Leeds) Ltd.....	LS8 5AA.....	West Yorkshire	C P W Locksmiths.....	IP4 1NA.....	Suffolk
Accredited Locksmith Services Ltd.....	IG10 1BT.....	Essex	C Thompson & Sons.....	BA4 4QS.....	Somerset
Active Lock Centre.....	AL7 3HL.....	Hertfordshire	Calder Security Ltd.....	WF5 9SQ.....	West Yorkshire
ACL Locksmiths Ltd.....	LU6 3BN.....	Bedfordshire	Callow Locksmiths.....	SE22 8HU.....	London
Actfast Locksmiths.....	CO9 2HW.....	Essex	Cambridge Master Locksmiths.....	CB4 2JQ.....	Cambridgeshire
Advanced Locking & Locksmithing Ltd.....	SO18 9LQ.....	Hampshire	Cambis Lock & Safe Ltd.....	CB1 1LD.....	Cambridgeshire
The Locksmith Shop.....	SM3 8SD.....	Surrey	Campbell & McGovern Master Locksmiths.....	L20 5DN.....	Merseyside
After A Lock & Safe Co Ltd.....	NE25 8SO.....	Tyne and Wear	Capital Lock & Safe Co Ltd.....	EN2 0DN.....	Middlesex
AIW Key Centre Ltd.....	BS22 8NA.....	Somerset	Capital Locksmiths.....	N20 0UG.....	London
Alban Locksmiths Ltd.....	AL1 4SY.....	Hertfordshire	Cardiff Lock & Safe Co Ltd.....	CF24 1LR.....	South Glamorgan
Alcester Locks Limited.....	B49 6ES.....	Warwickshire	Cathedral Lock & Safe Services Ltd.....	DL15 8RA.....	Co Durham
London Locksmiths and Grilles Ltd.....	N21 3PY.....	London	Caleylock.....	EH6 5QA.....	Edinburgh
T/A Alexandra Locksmiths.....			Central Locksmiths.....	M4 5FS.....	Manchester
Alan Morgan Master Locksmith.....	NG9 7BX.....	Nottinghamshire	CH Wood (Security) Bradford limited.....	BD4 7PE.....	West Yorkshire
All Safe & Secure Ltd.....	LS12 1EL.....	West Yorkshire	Chant Lock & Security Service.....	PO30 5LX.....	Isle of Wight
All Masons Locksmiths.....	LE16 7YE.....	Leicestershire	Chelmsford Lock & Safe Company.....	CM2 0EU.....	Essex
Alpha Locks Ruislip.....	HA4 8NR.....	Middlesex	Chelmsford Master Locksmiths.....	CM1 1SL.....	Essex
Amberley Security.....	PO3 5BT.....	Hampshire	Cheshire Lock & Safe.....	SK10 1LT.....	Cheshire
Anglia Locksmiths & Safe Engineers Ltd.....	NR32 2LT.....	Suffolk	Chris Taylor Master Locksmiths.....	M3 1PJ.....	Greater Manchester
Any Lock Any Time.....	B24 0HH.....	West Midlands	Christie Intruder Alarms Ltd.....	PO7 7AJ.....	Hampshire
Appleyard Security.....	TS1 5DT.....	Teeside	Cissbury Master Locksmiths.....	BN13 1JB.....	West Sussex
ARC Locksmiths.....	M19 1BA.....	Greater Manchester	City Lock & Safe Ltd.....	SK2 6LU.....	Cheshire
ARC Locksmiths Ltd.....	SG1 4QG.....	Hertfordshire	City Locks Ltd.....	PE1 5EX.....	Cambridgeshire
Armadillo Locksmiths.....	GL7 2DS.....	Gloucestershire	Clares of Croydon.....	CR0 1XW.....	Surrey
Armasafe.....	B90 1QT.....	West Midlands	Claymore Lock & Safe Company Ltd.....	EH41 3JW.....	East Lothian
Armour Locksmith Limited.....	NW2 6RL.....	London	Clubb Security.....	TN2 4TZ.....	Kent
Armoury Locks & Alarms Ltd.....	BN22 7NB.....	East Sussex	Complete Security.....	S051 8GE.....	Hampshire
ASAP Locks.....	TQ10 9DJ.....	Devon	Complete Security.....	SO45 2ND.....	Hampshire
Ascot Locks Limited.....	SL5 9NE.....	Berkshire	Cornish Locksmiths.....	TR18 2UZ.....	Cornwall
Ashley Security Company Ltd.....	BH14 0AE.....	Dorset	County Locksmiths.....	NP44 2BG.....	South Wales
ASL Locksmiths.....	NE1 4PG.....	Tyne and Wear	County Locksmiths (Chandlers Ford) Ltd.....	SO53 2QD.....	Hampshire
Associated Locks.....	EN9 1EE.....	Essex	County Locksmiths (Bitterne) Ltd.....	SO18 5RR.....	Hampshire
Associated Security Group Ltd.....	SM6 7HW.....	Surrey	Court Security Ltd.....	W1F 0BB.....	London
Associated Security Group Ltd Branch.....	SW6 2TX.....	London	C. P. Ryan (Locksmith and Safe Engineer).....	KT19 9PB.....	Surrey
Associated Security Solutions.....	M4 5EU.....	Lancashire	Crest Safe & Vault Ltd.....	SR1 2BB.....	Sunderland
Associated Security Solutions Ltd.....	BD8 9AJ.....	West Yorkshire	Croma Locksmiths & Security Solutions Ltd.....	BH9 2BE.....	Dorset
Astra Security Systems.....	ME16 0DZ.....	Kent	Croma Locksmiths & Security Solutions Ltd.....	PO16 8XU.....	Hampshire
Aston Locks.....	DA5 2AB.....	Kent	Croma Locksmiths & Security Solutions Ltd.....	PO4 9DA.....	Hampshire
Authorized Access.....	BL9 0LL.....	Lancashire	Croma Locksmiths & Security Solutions Ltd.....	SO15 3HJ.....	Hampshire
Avon Security Ltd.....	SP4 7AW.....	Wiltshire	Croma Locksmiths & Security Solutions Ltd.....	SO17 2NH.....	Hampshire
B & B Locksmiths.....	OX2 8JG.....	Oxfordshire	Croma Locksmiths & Security Solutions Ltd.....	SO23 7BS.....	Hampshire
B Hatt Master Locksmith.....	HP11 2JG.....	Buckinghamshire	Croma Locksmiths & Security Solutions Ltd.....	BN41 1XF.....	Sussex
Banham Patent Locks.....	HP4 1AG.....	Hertfordshire	Cusworth Master Locksmiths.....	SK9 3HD.....	Cheshire
Banham Patent Locks.....	SL6 1QL.....	Berkshire	D & E Lloyd Locksmiths.....	TS6 0LF.....	Cleveland
Banham Patent Locks Ltd.....	GU1 4HD.....	Surrey	D & G Securities (Locksmiths) Ltd.....	CH8 8RQ.....	Cheshire
Banham Patent Locks Ltd.....	NW11 8EL.....	London	D & G Short.....	MK45 1JR.....	Bedfordshire
Banham Patent Locks Ltd.....	W8 6SF.....	London	Dave Johnson Master Locksmiths.....	BH9 2RT.....	Dorset
Barkers Locksmiths.....	S40 3LS.....	Derbyshire	David Wilkie Master Locksmith.....	EX6 8TJ.....	Devon
Barnet Lock & Security.....	EN1 3HA.....	Middlesex	DB Master Locksmiths Ltd.....	HP13 7QS.....	Buckinghamshire
Barnet Lock Centre Ltd.....	EN5 5SZ.....	Hertfordshire	Delta Security.....	E8 1AL.....	London
Barnstaple Security Ltd.....	EX31 1GG.....	Devon	Dennis Lock & Key Services.....	E17 3LX.....	London
Barrowford Safe & Lock Services Ltd.....	BB9 8NJ.....	Lancashire	DES Lock & Security.....	SS8 7AL.....	Essex
Barrs Security (Locksmiths) UK Ltd.....	SW6 6TE.....	London	DF Security Solutions.....	TN9 2TR.....	Kent
Barry Brothers Security Locksmiths Ltd.....	W2 1RL.....	London	Dial A Lock Ltd.....	L2 2DY.....	Merseyside
Bartlett's Key Services Ltd.....	NW4 4EB.....	London	Dockerills (Brighton) Ltd.....	BN1 1NJ.....	East Sussex
Basingstoke Locksmiths Ltd.....	RG21 7NX.....	Hampshire	Doorfit Products Limited.....	B18 5BA.....	West Midlands
Bath Lock & Key Ltd.....	BA2 4LD.....	Somerset	Edina Technical Company Ltd.....	EH7 5DL.....	Midlothian
Benn Lock & Safe.....	PE1 5QA.....	Cambridgeshire	Edwards Locksmiths & Security.....	B31 4QE.....	West Midlands
Benn Security Services.....	NN1 5JF.....	Northamptonshire	Elite Safe & Security.....	GL2 4RP.....	Gloucestershire
Bernard Toon Locksmiths.....	DE21 2ES.....	Derbyshire	Ellis Hardware Ltd.....	DN32 0PA.....	N E Lincolnshire

MLA Approved Companies – In Alphabetical Order

Emergency Security Services Ltd.....	SN2 8EA.....	Wiltshire	Krypto Security.....	E11 3DH.....	London
Executive Security Locksmiths Ltd.....	OX4 3SJ.....	Oxfordshire	Lardner Locksmiths.....	CR0 7AT.....	Surrey
Eyden Locksmiths Ltd.....	CV6 2LX.....	West Midlands	Leadbeater Locks.....	RH13 5UE.....	West Sussex
FEC Nener Ltd.....	SA2 9BZ.....	West Glamorgan	Lincoln Security Ltd.....	LN6 3LQ.....	Lincolnshire
Fidelis Security Ltd.....	GU1 1RB.....	Surrey	Livens Ltd.....	DE14 1LJ.....	Staffordshire
Five Star Security Services (SW) Ltd.....	EX16 5LX.....	Devon	Lock & Key Master Ltd.....	CH46 9PY.....	Merseyside
Fortress Lock and Safe Co Ltd.....	SW2 1AA.....	London	Lock & Key Services.....	WD18 0PY.....	Hertfordshire
Fortress Security.....	GU18 5UZ.....	Surrey	Lock and Key Centre.....	HP19 8UP.....	Buckinghamshire
Franchi Plc.....	N7 6NE.....	London	Lock and Safe SW.....	EX23 0AL.....	Cornwall
Franchi Plc.....	NW1 9QB.....	London	Lock Assist.....	RH16 3NG.....	West Sussex
Franchi Plc.....	WC1X 8PX.....	London	Lock Market Locksmiths.....	RM5 2LG.....	East London
G J Locksmiths.....	SG13 8PT.....	Hertfordshire	Lock Stock & Barrell Security Services Ltd.....	CB10 1EU.....	Essex
G Worrall & Sons Ltd.....	SE1 1PE.....	London	Lock Stock & Barrell Security Services Ltd.....	CM24 8LN.....	Essex
G4 Securicor Locksmiths.....	JE2 7QP.....	Channel Islands	Lock Stock and Barrell Security Services Ltd.....	SG14 1BB.....	Hertfordshire
GB locksmiths.....	EX23 8BR.....	Cornwall	Lock-Tec (UK) Ltd.....	CW9 5HA.....	Cheshire
GCD Security (Locksmiths) Ltd.....	SL6 9BY.....	Berkshire	Lockmaster 1 Ltd.....	SE3 8EU.....	London
Gemini Lock & Safe Ltd.....	MK41 0HT.....	Bedfordshire	Lockrite Security.....	GU14 6EW.....	Hampshire
Gemsec.....	BS4 1UN.....	Bristol	Locks & Tools Limited.....	DA2 6NE.....	Kent
Geoff Ashdown Master Locksmiths.....	M33 7JN.....	Cheshire	Locks In The City Ltd.....	CF31 5DT.....	South Glamorgan
GK Locksmiths Ltd.....	N16 0NX.....	London	Lockshop & Security Services Ltd.....	DD3 6SN.....	Tayside
Glenrothes Locksmiths.....	KY7 6RU.....	Fife	Locksmith Services of Grimsby Ltd.....	DN31 3JH.....	N E Lincolnshire
Global Security Group Ltd.....	DY8 4BU.....	West Midlands	Lockstar Lock & Key Company.....	EH3 6SD.....	Midlothian
Gloucester Locksmiths.....	GL2 4NZ.....	Gloucestershire	Lockwise Ltd.....	NE28 6RX.....	Tyne and Wear
Goodall Locksmith.....	SS17 0DW.....	Essex	Locsafe Security Systems.....	SY1 3AB.....	Shropshire
Grays Locksmiths.....	NG7 3DX.....	Nottinghamshire	Locum Locks.....	ME2 1LR.....	Kent
Greater London Locksmiths Ltd.....	HP8 4HY.....	Buckinghamshire	London Locksmiths Ltd.....	SW8 2UX.....	London
Greenford Security.....	W7 1HA.....	London	Lumsden Security.....	AB25 1LE.....	Aberdeenshire
Griffiths Security Ltd.....	CH1 2LB.....	Cheshire	Macclesfield Lock & Safe.....	SK11 7HP.....	Cheshire
(Inc John Woods Master Locksmiths)			M D Lock & Key.....		Ireland
Guardian Security () Ltd.....	EX4 6RY.....	Devon	Magpie Security (Norfolk) Ltd.....	PE30 1AD.....	Norfolk
Guardian Security Ltd Head Office.....	EX2 8RG.....	Devon	Magrath Security.....	CR4 2PF.....	Surrey
H Harrold & Sons.....	S3 8UG.....	South Yorkshire	Makesafe.....	LU2 9BB.....	Bedfordshire
HalesLock Ltd.....	DA15 8JS.....	Kent	Makesafe Ltd.....	CH43 5RE.....	Merseyside
Havlins Master Locksmiths.....	BT20 3AF.....	Northern Ireland	Market Locksmiths.....	RM13 9SX.....	East London
Haines Security Ltd.....	BN2 1PA.....	East Sussex	Martin Lock & Safe.....	E18 2QP.....	London
Halls Locksmiths Limited.....	NG7 3NN.....	Nottinghamshire	Marios Locksmiths.....	W11 1JA.....	London
Halls of Cambridge.....	CB1 3AH.....	Cambridgeshire	Master Cobblit.....	KT18 5DB.....	Surrey
Harfords Security Ltd.....	WF13 1NA.....	West Yorkshire	Master Lock and Safe.....	PR8 6QJ.....	Merseyside
Harrison & Son Ltd.....	NE9 5HB.....	Tyne and Wear	Master Locksmiths London Ltd.....	CR2 0BS.....	Surrey
Hastings Locksmiths.....	TN35 4PL.....	East Sussex	Masters Lock & Safe.....	BN2 6BE.....	East Sussex
Hawkins Locksmiths.....	S43 2DZ.....	Derbyshire	Matlocks Ltd.....	RM14 3PA.....	Essex
Hazlewood Locksmiths.....	LE65 2LJ.....	Leicestershire	MB Locking Logistics Group Ltd.....	LS3 1JX.....	West Yorkshire
Helmkey Locksmiths.....	NG21 9DS.....	Nottinghamshire	Metro Secure24.....	DN11 0PF.....	South Yorkshire
Henry Gates & Son Ltd.....	AL2 1QW.....	Hertfordshire	Mobile Lock & Safe Company.....	SW18 5EB.....	London
Hertfordshire Security Installations Ltd.....	CR2 7LL.....	Surrey	Morgan Security.....	RG12 2LU.....	Berkshire
Hewitt Safe & Lock Seives Ltd.....	PR4 4TE.....	Lancashire	Morgans Locksmiths.....	LE2 6UN.....	Leicestershire
Holdfast Security Systems.....	CW2 7HP.....	Cheshire	Motorkeys auto locksmiths.....	LS11 8TU.....	West Yorkshire
Homeguard Lock Services Limited.....	BR1 4PH.....	Kent	Mr Locks Locksmiths.....	CF3 2AZ.....	Cardiff
IDL Locksmith & Safe Engineer.....	PL19 9BB.....	Devon	MyLock Locksmiths.....	GU14 8QD.....	Surrey
IKS Locksmiths Ltd.....	EN5 4JQ.....	Hertfordshire	Nash Locksmiths Ltd T/A J S Locksmiths.....	RH19 3DH.....	West Sussex
Insafe International Limited.....	TN4 8AS.....	Kent	National Lock & Safe.....	WD25 9EJ.....	Hertfordshire
Island Lock and Safe Co Limited.....	JE1 4HL.....	Channel Islands	Newark & Sherwood Locksmiths Ltd.....	NG24 1EZ.....	Nottinghamshire
J Beattie & Sons Ltd.....	L3 2BZ.....	Merseyside	Newport Locksmiths.....	NP19 7BU.....	Monmouthshire
J D Lock & Safe.....	BN21 3XF.....	East Sussex	NLS Security Ltd.....	NE15 6PQ.....	Tyne and Wear
J G Eckersall Locksmiths.....	WA10 2NS.....	Merseyside	North London Locksmiths.....	N4 1DX.....	London
JC Locksmiths.....	BR1 4DE.....	Kent	P & R Locksmith Services Ltd.....	IP12 1AA.....	Suffolk
JCM Locksmiths Limited.....	KT1 2HG.....	Surrey	P Thorne & Son Ltd.....	BS1 2BB.....	Bristol
JH Blakey & Sons (Security) Ltd.....	BB9 5AD.....	Lancashire	Paladin Locksmiths.....	WN8 6JU.....	Lancashire
John Mutch Locksmith Services.....	AB10 6DB.....	Aberdeenshire	Perth Locksmiths & Security Services.....	PH1 5QL.....	Perthshire, Scotland
John Richard Security Products (Wirral).....	CH60 7RJ.....	Merseyside	PES (Southern) Limited.....	KT17 2PR.....	Surrey
JP Locksmith Services.....	SN3 1AN.....	Wiltshire	Pick Me Locksmith Ltd.....	DE14 1DU.....	Derbyshire
Just Carpentry & Locks.....	GL51 6NZ.....	Gloucestershire	PJC Locksmith & Security Ltd.....	BR5 3QY.....	Kent
K A T Securities.....	SS7 2DA.....	Essex	PMA Locksmith.....	C09 4NE.....	Essex
KBO Fire & Security.....	GU11 1JU.....	Hampshire	Portadown Locksmiths Ltd.....	BT62 3PL.....	Northern Ireland
Kelvin Lock & Safe.....	G33 1EU.....	Glasgow	PPM Locksmiths Ltd.....	CF10 2AR.....	South Glamorgan
Kendal Security Centre Ltd.....	LA9 4RA.....	Cumbria	Premier Alarms Ltd.....	TN15 6PL.....	Kent
Keyed in Security Services.....	WN2 3BN.....	Lancashire	Principal Security Ltd.....	B98 8LG.....	Worcestershire
Keyhole Services Master Locksmiths Ltd.....	DN3 3DL.....	South Yorkshire	R & R Security Services.....	W5 4QP.....	London
Keymakers (London) Ltd.....	N21 3RS.....	London	R.S. Locksmiths Limited.....	N20 0BA.....	London
Keymaster Security.....	CF24 3PG.....	South Glamorgan	Rapid-Locksmiths.com.....	S5 0NG.....	South Yorkshire
Key Door Solutions.....	DE73 8AR.....	Derbsyshire	Rossells Locksmiths Ltd.....	LE1 4DB.....	Leicestershire
Keytrak Lock & Safe Co.....	WA8 0SW.....	Cheshire	Rutherford Locksmiths Ltd.....	NN8 1AT.....	Northamptonshire
Keyway Lock Service Ltd.....	RM17 5YP.....	Essex	Safe & Secure Locksmiths Ltd.....	B31 1QA.....	West Midlands
Keyways Security Systems Ltd.....	WA15 8SX.....	Cheshire	Safe and Vault Company Limited.....	LS5 3AR.....	West Yorkshire

MLA Approved Companies – In Alphabetical Order

Safeguard (N/W) Ltd	WA4 1BB	Cheshire	Timpson Locksmiths Ltd	M14 4RL	Greater Manchester
Safelocksmiths	WD6 2AP	Hertfordshire	Timpson Locksmiths Ltd Bournemouth	BH9 3JQ	Dorset
SDS (London) Limited	SW11 6QF	London	TLS Security Systems Ltd	TA2 6BD	Somerset
Securebase Ltd	N2 9EB	London	Tactical Transponder Technology Ltd	B31 2TW	West Midlands
Secure Tech Locksmiths	N3 1ER	London	Try Security Ltd	TW20 0QT	Surrey
Securifix Lock & Safe Co Ltd	SW14 7NX	London	Two Brothers	SW5 9FE	London
Security Masters Ltd	SE9 9AP	London	Unico Locksmiths	S41 7JQ	Derbyshire
Severn Valley Lock & Safe	DY10 1UA	Worcestershire	W G Pollard Limited	S40 2EW	Derbyshire
SKS Security Systems Ltd	TN22 1QG	East Sussex	Warrington Lock & Safe	WA1 3NF	Cheshire
SLS Locksmiths	SW16 5BN	London	We Are Locksmiths Ltd	SO15 2AF	Hampshire
Solent Locksmiths	SO31 7GH	Hampshire	Wessex Locksmiths Ltd	DT4 0AD	Dorset
South West Locksmiths Ltd	PL14 5HJ	Cornwall	Wickham Security	BR4 0LS	Kent
Southern Lock & Safe Co Ltd	RH2 7RP	Surrey	Williams Locksmiths Ltd	Dublin 2	Dublin
Southern Security Services Ltd	BH12 4FB	Dorset	William Channon	WC1X 8SP	London
Southern Stronghold Ltd	SO40 3PY	Hampshire	Woodside Locksmiths Ltd	N12 7BS	London
Southern Stronghold Trading DH JONES Ltd	CV6 1DR	West Midlands	Wulfruna Locksmiths Ltd	WV3 7LR	West Midlands
Spiller Architectural Ironmongery Ltd	BA21 5HR	Somerset	Yorkshire Coast Locksmiths	YO14 9HY	North Yorkshire
Stanleys Security Ltd	PR8 5AJ	Merseyside			
Stapletons Lock & Safe	S80 1LW	Nottinghamshire			
Steron Locksmiths Ltd	TS26 9DT	Co Durham			
Stokes & Sons Security Ltd	GL52 2RJ	Gloucestershire			
Swansea Timber & Plywood Ltd Lock-Tech	SA1 3JD	Glamorgan			
Thames Valley Lock & Safe Ltd	OX4 2JZ	Oxfordshire			
The Key Centre Ltd	KA12 8SU	Ayrshire			
The Key Locksmith	BR5 2ER	Kent			
The Lockshop	FY1 2JH	Lancashire			
The Lock Whisperer	GU22 9JH	Surrey			
The Security Company (N/W) Limited	BB2 2AN	Lancashire			
The Yorkshire Lock and Door Man	LS7 1AB	West Yorkshire			
Thomas Locksmiths Ltd	BN3 5DP	East Sussex			
Thornhill Security Ltd	BS15 1AJ	Bristol			

MLA Approved Companies – In Postcode Order

John Mutch Locksmith Services	AB10 6DB	Aberdeenshire	Croma Locksmiths & Security Solutions Ltd	BN41 1XF	East Sussex
Lumsden Security	AB25 1LE	Aberdeenshire	JC Locksmiths	BR1 4DE	Kent
Alban Locksmiths Ltd	AL1 4SY	Hertfordshire	Homeguard Lock Services Limited	BR1 4PH	Kent
Abbey Locksmiths Ltd	AL2 1BH	Hertfordshire	Wickham Security	BR4 0LS	Kent
Henry Gates & Son Ltd	AL2 1QW	Hertfordshire	The Key Locksmith	BR5 2ER	Kent
Active Lock Centre	AL7 3HL	Hertfordshire	PJC Locksmith & Security Ltd	BR5 3QY	Kent
24/7 Locksmiths	B12 0EA	West Midlands	Any Lock Any Time	B24 0HH	West Midlands
Doorfit Products Limited	B18 5BA	West Midlands	P Thorne & Son Ltd	BS1 2BB	Bristol
Tactical Transponder Technology Ltd	B31 2TW	West Midlands	Thornhill Security Ltd	BS15 1AJ	Bristol
Safe & Secure Locksmiths Ltd	B31 1QA	West Midlands	AA Lock and Key	BS16 6LX	Bristol
Edwards Locksmiths & Security	B31 4QE	West Midlands	AIW Key Centre Ltd	BS22 8NA	Somerset
C & T Locksmiths Ltd	B33 9HQ	West Midlands	Bowden Locksmiths Ltd	BS3 3NS	Bristol
Alcester Locks Limited	B49 6ES	Warwickshire	1st Call Keymaster Bristol	BS36 5SJ	Bristol
Birmingham Master Locksmiths	B5 4RU	West Midlands	Gemsec	BS4 1UN	Bristol
Armasafe	B90 1QT	West Midlands	Havlins Master Locksmiths	BT20 3AF	Northern Ireland
A Morris Locksmiths	B97 5EJ	Worcestershire	Portadown Locksmiths Ltd	BT62 3PL	Northern Ireland
Principal Security Ltd	B98 8LG	Worcestershire	Cams Lock & Safe Ltd	CB1 1LD	Cambridgeshire
Bath Lock & Key Ltd	BA2 4LD	Somerset	Halls of Cambridge	CB1 3AH	Cambridgeshire
Spiller Architectural Ironmongery Ltd	BA21 5HR	Somerset	Lock Stock & Barrell Security Services Ltd	CB10 1EU	Essex
C Thompson & Sons	BA4 4QS	Somerset	Cambridge Master Locksmiths	CB4 2JQ	Cambridgeshire
The Security Company (N/W) Limited	BB2 2AN	Lancashire	PPM Locksmiths Ltd	CF10 2AR	South Glamorgan
JH Blakey & Sons (Security) Ltd	BB9 5AD	Lancashire	Cardiff Lock & Safe Co Ltd	CF24 1LR	South Glamorgan
Barrowford Safe & Lock Services Ltd	BB9 8NJ	Lancashire	Keymaster Security	CF24 3PG	South Glamorgan
CH Wood (Security) Bradford limited	BD4 7PE	West Yorkshire	Locks In The City Ltd	CF31 5DT	South Glamorgan
Associated Security Solutions Ltd	BD8 9AJ	West Yorkshire	Mr Locks Locksmiths	CF3 2AZ	Cardiff
Southern Security Services Ltd	BH12 4FB	Dorset	Griffiths Security Ltd	CH1 2LB	Cheshire
Ashley Security Company Ltd	BH14 0AE	Dorset	(Inc John Woods Master Locksmiths)		
Croma Locksmiths & Security Solutions Ltd	BH9 2BE	Dorset	D & G Securities (Locksmiths) Ltd	CH8 8RQ	Cheshire
Timpson Locksmiths Ltd Bournemouth	BH9 3JQ	Dorset	Makesafe Ltd	CH43 5RE	Merseyside
Dave Johnson Master Locksmiths	BH9 2RT	Dorset	Lock & Key Master Ltd	CH46 9PY	Merseyside
Authorized Access	BL9 0LL	Lancashire	John Richard Security Products (Wirral)	CH60 7RJ	Merseyside
Bolton Lock Company Ltd	BL5 3JT	Lancashire	Chelmsford Master Locksmiths	CM1 1SL	Essex
Dockerills (Brighton) Ltd	BN1 1NJ	East Sussex	Brentwood Lock and Safe	CM15 9DL	Essex
Cissbury Master Locksmiths	BN13 1JB	West Sussex	Chelmsford Lock & Safe Company	CM2 0EU	Essex
Haines Security Ltd	BN2 1PA	East Sussex	Lock Stock & Barrell Security Services Ltd	CM24 8LN	Essex
Masters Lock & Safe	BN2 6BE	East Sussex	Actfast Locksmiths	CO9 2HW	Essex
J D Lock & Safe	BN21 3XF	East Sussex	PMA Locksmith	CO9 4NE	Essex
Armoury Locks & Alarms Ltd	BN22 7NB	East Sussex	Clares of Croydon	CR0 1XW	Surrey
Thomas Locksmiths Ltd	BN3 5DP	East Sussex	Lardner Locksmiths	CR0 7AT	Surrey
Keyhole Security	BN41 1GD	East Sussex	Master Locksmiths London Ltd	CR2 0BS	Surrey

MLA Approved Companies – In Postcode Order

Hertfordshire Security Installations Ltd	CR2 7LL	Surrey	PES (Southern) Limited	KT17 2PR	Surrey
Magrath Security	CR4 2PF	Surrey	Master Cobblit	KT18 5DB	Surrey
Southern Stronghold Trading DH Jones Ltd	CV6 1DR	West Midlands	C. P. Ryan (Locksmith and Safe Engineer)	KT19 9PZ	Surrey
Eyden Locksmiths Ltd	CV6 2LX	West Midlands	Glenrothes Locksmiths	KY7 6RU	Fife
Holdfast Security Systems	CW2 7HP	Cheshire	Dial A Lock Ltd	L2 2DY	Merseyside
Lock-Tec (UK) Ltd	CW9 5HA	Cheshire	Campbell & McGovern Master Locksmiths	L20 5DN	Merseyside
Locks & Tools Limited	DA2 6NE	Kent	J Beattie & Sons Ltd	L3 2BZ	Merseyside
Aston Locks	DA5 2AB	Kent	Kendal Security Centre Ltd	LA9 4RA	Cumbria
A1 See-Cure	DA7 5AH	Kent	Rossells Locksmiths Ltd	LE1 4DB	Leicestershire
HalesLock Ltd	DA15 8JS	Kent	All Masons Locksmiths	LE16 7YE	Leicestershire
Lockshop & Security Services Ltd	DD3 6SN	Tayside	Morgans Locksmiths	LE2 6UN	Leicestershire
Pick Me Locksmith Ltd	DE14 1DU	Derbyshire	Hazlewood Locksmiths	LE65 2LJ	Leicestershire
Livens Ltd	DE14 1LJ	Staffordshire	Lincoln Security Ltd	LN6 3LQ	Lincolnshire
Bernard Toon Locksmiths	DE21 2ES	Derbyshire	All Safe & Secure Ltd	LS12 1EL	West Yorkshire
Key Door Solutions	DE73 8AR	Derbyshire	MB Locking Logistics Group Ltd	LS3 1JX	West Yorkshire
Cathedral Lock & Safe Services Ltd	DL15 8RA	Co Durham	Safe and Vault Company Limited	LS5 3AR	West Yorkshire
Keyhole Services Master Locksmiths Ltd	DN3 3DL	South Yorkshire	The Yorkshire Lock and Door Man	LS7 1AB	West Yorkshire
Metro Secure24	DN11 0PF	South Yorkshire	Access Locksmiths (Leeds) Ltd	LS8 5AA	West Yorkshire
Locksmith Services of Grimsby Ltd	DN31 3JH	N E Lincolnshire	Motorkeys auto locksmiths	LS11 8TU	West Yorkshire
Ellis Hardware Ltd	DN32 0PA	N E Lincolnshire	Makesafe	LU2 9BB	Bedfordshire
Wessex Locksmiths Ltd	DT4 0AD	Dorset	ACL Locksmiths Ltd	LU6 3BN	Bedfordshire
Williams Locksmiths Ltd	Dublin 2	Dublin	Timpson Locksmiths Ltd	M14 4RL	Greater Manchester
Severn Valley Lock & Safe	DY10 1UA	Worcestershire	ARC Locksmiths	M19 1BA	Greater Manchester
Global Security Group Ltd	DY8 4BU	West Midlands	Chris Taylor Master Locksmiths	M3 1PJ	Greater Manchester
Delta Security	E8 1AL	London	Geoff Ashdown Master Locksmiths	M33 7JN	Cheshire
Krypto Security	E11 3DH	London	Associated Security Solutions	M4 5EU	Lancashire
Dennis Lock & Key Services	E17 3LX	London	Central Locksmiths	M4 5FS	Manchester
Martin Lock & Safe	E18 2QP	London	Locum Locks	ME2 1LR	Kent
Lockstar Lock & Key Company	EH3 6SD	Midlothian	Astra Security Systems	ME16 0DZ	Kent
Claymore Lock & Safe Company Ltd	EH41 3JW	East Lothian	Brinnick Locksmiths & Security Ltd	MK16 8AQ	Buckinghamshire
Caleylock	EH6 5QA	Edinburgh	Gemini Lock & Safe Ltd	MK41 0HT	Bedfordshire
Edina Technical Company Ltd	EH7 5DL	Midlothian	D & G Short	MK45 1JR	Bedfordshire
Barnet Lock & Security	EN1 3HA	Middlesex	Woodside Locksmiths Ltd	N12 7BS	London
Absolute Home Security	EN1 2EQ	Middlesex	GK Locksmiths Ltd	N16 0NX	London
Capital Lock & Safe Co Ltd	EN2 0DN	Middlesex	Securebase Ltd	N2 9EB	London
IKS Locksmiths Ltd	EN5 4JQ	Hertfordshire	Secure Tech Locksmiths	N3 1ER	London
Barnet Lock Centre Ltd	EN5 5SZ	Hertfordshire	R.S. Locksmiths Limited	N20 0BA	London
Associated Locks	EN9 1EE	Essex	Capital Locksmiths	N20 0UG	London
Five Star Security Services (SW) Ltd	EX16 5LX	Devon	London Locksmiths and Grilles Ltd	N21 3PY	London
Guardian Security Ltd Head Office	EX2 8RG	Devon	T/A Alexandra Locksmiths		
GB locksmiths	EX23 8BR	Cornwall	Keymakers (London) Ltd	N21 3RS	London
Lock and Safe SW	EX23 0AL	Cornwall	North London Locksmiths 24/7 Locksmiths	N4 1DX	London
Barnstaple Security Ltd	EX31 1GG	Devon	A Buckenham (Locksmiths)	N5 1LH	London
Guardian Security (South West) Ltd	EX4 6RY	Devon	Franchi Plc	N7 6NE	London
David Wilkie Master Locksmith	EX6 8TJ	Devon	ASL Locksmiths	NE1 4PG	Tyne and Wear
The Lockshop	FY1 2JH	Lancashire	NLS Security Ltd	NE15 6PQ	Tyne and Wear
Kelvin Lock & Safe	G33 1EU	Glasgow	Bradleys Master Locksmiths Ltd	NE24 1LY	Northumberland
Gloucester Locksmiths	GL2 4NZ	Gloucestershire	After A Lock & Safe Co Ltd	NE25 8SO	Tyne and Wear
Elite Safe & Security	GL2 4RP	Gloucestershire	Lockwise Ltd	NE28 6RX	Tyne and Wear
Armaddillo Locksmiths	GL7 2DS	Gloucestershire	Harrison & Son Ltd	NE9 5HB	Tyne and Wear
Just Carpentry & Locks	GL51 6NZ	Gloucestershire	Alan Morgan Master Locksmith	NG9 7BX	Nottinghamshire
Stokes & Sons Security Ltd	GL52 2RJ	Gloucestershire	Helmkey Locksmiths	NG21 9DS	Nottinghamshire
Fidelis Security Ltd	GU1 1RB	Surrey	Newark & Sherwood Locksmiths Ltd	NG14 1EZ	Nottinghamshire
Banham Patent Locks Ltd	GU1 4HD	Surrey	B S Locksmiths	NG31 9EW	Lincolnshire
The Lock Whisperer	GU22 9JH	Surrey	Grays Locksmiths	NG7 3FX	Nottinghamshire
KBO Fire & Security	GU11 1JU	Hampshire	Halls Locksmiths Limited	NG7 3NN	Nottinghamshire
Lockrite Security	GU14 6EW	Hampshire	Benn Security Services	NN1 5JF	Northamptonshire
MyLock Locksmiths	GU14 8QD	Surrey	Rutherfords Locksmiths Ltd	NN8 1AT	Northamptonshire
Fortress Security	GU18 5UZ	Surrey	Newport Locksmiths	NP19 7BU	Monmouthshire
Alpha Locks Ruislip	HA4 8NR	Middlesex	A C Leigh (Norwich) Limited	NR2 4PD	Norfolk
B Hatt Master Locksmith	HP11 2JG	Buckinghamshire	Anglia Locksmiths & Safe Engineers Ltd	NR32 2LT	Suffolk
DB Master Locksmiths Ltd	HP13 7QS	Buckinghamshire	Franchi Plc	NW1 9QB	London
Lock and Key Centre	HP19 8UP	Buckinghamshire	Banham Patent Locks Ltd	NW11 8EL	London
Banham Patent Locks	HP4 1AG	Hertfordshire	Armour Locksmith Limited	NW2 6RL	London
Greater London Locksmiths Ltd	HP8 4HY	Buckinghamshire	Bartletts Key Services Ltd	NW4 4EB	London
A B Rooms & Son Ltd	HU9 1LQ	East Yorkshire	Bryans Lock Services Ltd	OX10 7LL	Oxfordshire
Accredited Locksmith Services Ltd	IG10 1BT	Essex	B & B Locksmiths	OX2 8JG	Oxfordshire
P & R Locksmith Services Ltd	IP12 1AA	Suffolk	BMA Varsity Limited	OX4 2EN	Oxfordshire
C P W Locksmiths	IP4 1NA	Suffolk	Thames Valley Lock & Safe Ltd	OX4 2JZ	Oxfordshire
Island Lock and Safe Co Limited	JE1 4HL	Channel Islands	Executive Security Locksmiths Ltd	OX4 3SJ	Oxfordshire
G4 Securicor Locksmiths	JE2 7QP	Channel Islands	City Locks Ltd	PE1 5EX	Cambridgeshire
AAA Locksmiths (2006) Ltd	JE4 5NX	Channel Islands	Benn Lock & Safe	PE1 5QA	Cambridgeshire
The Key Centre Ltd	KA12 8SU	Ayrshire	Magpie Security (Norfolk) Ltd	PE30 1AD	Norfolk
JCM Locksmiths Limited	KT1 2HG	Surrey	Perth Locksmiths & Security Services	PH1 5QL	Perthshire, Scotland

MLA Approved Companies – In Postcode Order

South West Locksmiths Ltd.....	PL14 5HJ.....	Cornwall	SM Locksmiths.....	SS6 7JN.....	Essex
IDL Locksmith & Safe Engineer.....	PL19 9BB.....	Devon	K A T Securities.....	SS7 2DA.....	Essex
Bickers Locksmiths.....	PL24 2DA.....	Cornwall	DES Lock & Security.....	SS8 7AL.....	Essex
Croma Locksmiths & Security Solutions Ltd.....	PO16 8XU.....	Hampshire	Goodall Locksmith.....	SS17 0DW.....	Essex
Amberley Security.....	PO3 5BT.....	Hampshire	SDS (London) Limited.....	SW11 6QF.....	London
Chant Lock & Security Service.....	PO30 5LX.....	Isle of Wight	Securifix Lock & Safe Co Ltd.....	SW14 7NX.....	London
Croma Locksmiths & Security Solutions Ltd.....	PO4 9DA.....	Hampshire	SLS Locksmiths.....	SW16 5BN.....	London
Christie Intruder Alarms Ltd.....	PO7 7AJ.....	Hampshire	Mobile Lock & Safe Company.....	SW18 5EB.....	London
Hewitt Safe & Lock Services Ltd.....	PR4 4TE.....	Lancashire	Fortress Lock and Safe Co Ltd.....	SW2 1AA.....	London
Stanleys Security Ltd.....	PR8 5AJ.....	Merseyside	Two Brothers.....	SW5 9FE.....	London
Master Lock and Safe.....	PR8 6QJ.....	Merseyside	Barrs Security (Locksmiths) UK Ltd.....	SW6 6TE.....	London
Morgan Security.....	RG12 2LU.....	Berkshire	Associated Security Group Ltd Branch.....	SW6 2TX.....	London
Basingstoke Locksmiths Ltd.....	RG21 7NX.....	Hampshire	London Locksmiths Ltd.....	SW8 2UX.....	London
Abbey Gate Locksmiths & Security Engineers.....	RG4 7HS.....	Berkshire	Locsafe Security Systems.....	SY1 3AB.....	Shropshire
Bonner Locksmiths.....	RG8 0PX.....	Berkshire	TLS Security Systems Ltd.....	TA2 6BD.....	Somerset
Leadbeater Locks.....	RH13 5UE.....	West Sussex	Clubb Security.....	TN2 4TZ.....	Kent
Lock Assist.....	RH16 3NG.....	West Sussex	Insafe International Limited.....	TN4 8AS.....	Kent
Nash Locksmiths Ltd T/A J S Locksmiths.....	RH19 3DH.....	West Sussex	DF Security Solutions.....	TN9 2TR.....	Kent
Southern Lock & Safe Co Ltd.....	RH2 7RP.....	Surrey	Premier Alarms Ltd.....	TN15 6PL.....	Kent
Lock Market Locksmiths.....	RM5 2LG.....	East London	SKS Security Systems Ltd.....	TN22 1QG.....	East Sussex
Market Locksmiths.....	RM13 9SX.....	East London	Hastings Locksmiths.....	TN35 4PL.....	East Sussex
Matlocks Ltd.....	RM14 3PA.....	Essex	ASAP Locks.....	TQ10 9DJ.....	Devon
Keyway Lock Service Ltd.....	RM17 5YP.....	Essex	Cornish Locksmiths.....	TR18 2UZ.....	Cornwall
Complete Security.....	S051 8GE.....	Hampshire	Appleyard Security.....	TS1 5DT.....	Teeside
H Harrold & Sons.....	S3 8UG.....	South Yorkshire	A C Lock & Safe Co.....	TS26 9HS.....	Teeside
Barkers Locksmiths.....	S40 3LS.....	Derbyshire	D & E Lloyd Locksmiths.....	TS6 0LF.....	Cleveland
W G Pollard Limited.....	S40 2EW.....	Derbyshire	Steron Locksmiths Ltd.....	TS26 9DT.....	Co Durham
Unico Locksmiths.....	S41 7JQ.....	Derbyshire	Try Security Ltd.....	TW20 0QT.....	Surrey
Hawkins Locksmiths.....	S43 2DZ.....	Derbyshire	Bramah Locksmiths.....	W1 U 5PT.....	London
Stapletons Lock & Safe.....	S80 1LW.....	Nottinghamshire	Barry Brothers Security Locksmiths Ltd.....	W2 1RL.....	London
Swansea Timber & Plywood T/A Lock-Tech.....	SA1 3JD.....	Glamorgan	R & R Security Services.....	W5 4QP.....	London
FEC Nener Ltd.....	SA2 9BZ.....	West Glamorgan	Greenford Security.....	W7 1HA.....	London
G Worrall & Sons Ltd.....	SE1 1PE.....	London	Banham Patent Locks Ltd.....	W8 6SF.....	London
Lockmaster 1 Ltd.....	SE3 8EU.....	London	Marios Locksmiths.....	W11 1JA.....	London
Security Masters Ltd.....	SE9 9AP.....	London	Warrington Lock & Safe.....	WA1 3NF.....	Cheshire
Callow Locksmiths.....	SE22 8HU.....	London	J G Eckersall Locksmiths.....	WA10 2NS.....	Merseyside
ARC Locksmiths Ltd.....	SG1 4QG.....	Hertfordshire	Keyways Security Systems Ltd.....	WA15 8SX.....	Cheshire
G J Locksmiths.....	SG13 8PT.....	Hertfordshire	Safeguard (N/W) Ltd.....	WA4 1BB.....	Cheshire
Lock Stock and Barrell Security Services Ltd.....	SG14 1BB.....	Hertfordshire	Keytrak Lock & Safe Co.....	WA8 0SW.....	Cheshire
City Lock & Safe Ltd.....	SK2 6LU.....	Cheshire	Franchi Plc.....	WC1X 8PX.....	London
A P L Locksmiths.....	SK4 5BA.....	Cheshire	William Channon.....	WC1X 8SP.....	London
Cusworth Master Locksmiths.....	SK9 3HD.....	Cheshire	Lock & Key Services.....	WD18 0PY.....	Hertfordshire
Cheshire Lock & Safe.....	SK10 1LT.....	Cheshire	Safelocksmiths.....	WD6 2AP.....	Hertfordshire
Macclesfield & Safe.....	SK11 7HP.....	Cheshire	National Lock & Safe.....	WD25 9EJ.....	Hertfordshire
Ascot Locks Limited.....	SL5 9NE.....	Berkshire	Calder Security Ltd.....	WF5 9SQ.....	West Yorkshire
GCD Security (Locksmiths) Ltd.....	SL6 9BY.....	Berkshire	Harfords Security Ltd.....	WF13 1NA.....	West Yorkshire
Banham Patent Locks.....	SL6 1QL.....	Berkshire	Keyed in Security Services.....	WN2 3BN.....	Lancashire
The Locksmith Shop.....	SM3 8SD.....	Surrey	Paladin Locksmiths.....	WN8 6JU.....	Lancashire
Associated Security Group Ltd.....	SM6 7HW.....	Surrey	Wulfruna Locksmiths Ltd.....	WV3 7LR.....	West Midlands
Emergency Security Services Ltd.....	SN2 8EA.....	Wiltshire	Yorkshire Coast Locksmiths.....	YO14 9HY.....	North Yorkshire
JP Locksmith Services.....	SN3 1AN.....	Wiltshire	M D Lock & Key.....		Ireland
Rapid-Locksmiths.com.....	S5 0NG.....	South Yorkshire			
County Locksmiths Ltd.....	SO15 3HJ.....	Hampshire			
We Are Locksmiths Ltd.....	SO15 2AF.....	Hampshire			
Croma Locksmiths & Security Solutions Ltd.....	SO17 2NH.....	Hampshire			
Advanced Locking & Locksmithing Ltd.....	SO18 9LQ.....	Hampshire			
County Locksmiths Ltd.....	SO18 5RR.....	Hampshire			
County Locksmiths Ltd.....	SO23 7BS.....	Hampshire			
Solent Locksmiths.....	SO31 7GH.....	Hampshire			
Southern Stronghold Ltd.....	SO40 3PY.....	Hampshire			
Complete Security.....	SO45 2ND.....	Hampshire			
County Locksmiths (Chandlers Ford) Ltd.....	SO53 2QD.....	Hampshire			
Avon Security Ltd.....	SP4 7AW.....	Wiltshire			
Crest Safe & Vault Ltd.....	SR1 2BB.....	Sunderland			
Brights Locksmiths.....	SS1 1BW.....	Essex			

Retail	Access Control Mechanical or Electrical	Safe Services	Auto Services	24 Hour Service
--------	---	---------------	---------------	-----------------

BEDFORDSHIRE

ACL Locksmiths Ltd [003075] Wentworth House, 1 Furness Avenue, Dunstable, Bedfordshire, LU6 3BN
T: 01582 606329 F: 01582 606330 E: info@acllocksmiths.co.uk W: www.acllocksmiths.co.uk

D & G Short [000948] The Old Telephone Exchange, 7 Station Road, Flitwick, Bedfordshire MK45 1JR
T: 01525 712587 E: chris@dandgshort.com W: www.dandgshort.com

Gemini Lock & Safe Ltd [001662] Viking Business Centre, Caxton Road, Elms Farm Industrial Estate, MK41 0HT
T: 01234 262625 F: 01234 344488 E: info@geminilockandsafe.co.uk W: www.geminilockandsafe.co.uk

Makesafe [001868] 16 Walnut Close, Luton, Bedfordshire LU2 9BB
T: 01582 455188 F: 01582 451604 E: makesafelocks@aol.com W: www.makesafe.co.uk

BERKSHIRE

Abbey Gate Locksmiths & Security Eng [003203] 48 Geoffreyson Road, Caversham Heights, Reading, Berkshire RG4 7HS T: 07989 965274 E: info@abbeygatelocksmiths.co.uk W: www.abbeygatelocksmiths.co.uk

Ascot Locks Limited [003225] 32 High Street, Sunninghill, Ascot, Berkshire SL5 9NE
T: 01344 626791 F: 01344 876220 E: S.Scotcher@csgplc.com W: www.ascotlocks.co.uk

Banham Patent Locks Ltd [031768] 36 High Street, Maidenhead, Berkshire SL6 1QE
T: 01628 784151 F: 01628 784926 E: maidenhead@banham.com W: www.banham.com

Bonner Locksmiths [002695] Crestwell House, Beech Lane, Woodcote, Reading, Berkshire RG8 0PX
T: 01491 680216 E: simon@bonnerlocksmiths.co.uk W: www.bonnerlocksmiths.co.uk

GCD Security (Locksmiths) Ltd [000218] 13 Reform Road, Maidenhead, Berkshire SL6 9BY
T: 01628 902123 E: shop@gcdsecurity.co.uk W: www.gcdsecurity.co.uk

Morgan Security [002994] 32A Park Road, Bracknell, Berkshire RG12 2LU
T: 01344 868656 E: mark@morgansecurity.co.uk W: www.morgansecurity.co.uk

BRISTOL

1st Call Keymaster [002706] 9 Hither Mead, Frampton Cotterell, Bristol BS36 2SJ
T: 0117 9570011 E: info@keymasterbristol.com W: www.keymasterbristol.com

AA Lock and Key [003174] 11 Goosefoot Road, Emersons Green, Bristol BS16 6LX
T: 0784 6662889 E: aalockandkey01@gmail.com W: www.aalocksmithsbristol.co.uk

Bowden Locksmiths Ltd [000013] 33-35 West Street, Bedminster, Bristol BS3 3NS
T: 01179 662279 F: 01179 535395 E: info@bowdenlocksmiths.co.uk W: www.bowdenlocksmithsbristol.co.uk

Gemsec [000781] Unit 1, Enterprise Trade Centre, Roman Farm Rd, Hengrove, Bristol BS4 1UN
T: 0117 9788676 F: 0117 9781100 E: info@gemsec.co.uk W: www.gemsec.co.uk

Thornhill Security Ltd [002629] Unit 2, 322 Two Mile Hill Road, Kingswood, Bristol BS15 1AJ
T: 0117 9674994 F: 0117 9096674 E: info@thornhillsecurityltd.co.uk W: www.thornhillsecurityltd.co.uk

BUCKINGHAMSHIRE

B Hatt Master Locksmith [002688] The Shop for Locks, Keys & Safes, West End Street, High Wycombe, Buckinghamshire HP11 2JG T: 01494 527189 E: lukehett@icloud.com W: www.b-hatt.co.uk

Brinnick Locksmiths & Security Ltd [001638] 58 High Street, Newport Pagnell, Buckinghamshire MK16 8AQ
T: 01908 617575 F: 01908 611010 E: brinlock@aol.com W: www.brinnicklocksmiths.co.uk

DB Master Locksmiths Ltd [003434] 72 Wingate Avenue, High Wycombe, Buckinghamshire HP13 7QS
T: 07590 634546 E: daniel_baxter@sky.com W: www.dblocksmith.co.uk

Greater London Locksmiths Ltd [002536] Montrose Stylecroft Rd, Chalfont St Giles, Buckinghamshire HP8 4HY
T: 0800 7837412 E: jbowe@greaterlondonlocks.co.uk W: www.greaterlondonlocks.co.uk

Lock & Key Centre [002515] 20 Bridgegate Business Park, Gatehouse Way, Aylesbury, Buckinghamshire HP19 8XN T: 01296 422123 E: info@lockandkeycentre.co.uk W: www.lockandkeycentre.co.uk

CAMBRIDGESHIRE

Benn Lock & Safe [000546] 13 St Davids Square, Fengate, Peterborough, Cambridgeshire PE1 5QA
T: 01733 552728 E: richard@bennlockandsafe.co.uk W: www.bennlockandsafe.co.uk

Cambridge Master Locksmiths [000402] 4 Arbury Court, Arbury, Cambridge, Cambridgeshire CB4 2JQ
T: 01223 578001 F: 01223 578005 E: shop@cambridgemasterlocksmiths.co.uk
W: www.cambridgemasterlocksmiths.co.uk

Cambs Lock & Safe Ltd [002482] 93 King Street, Cambridge, Cambridgeshire CB1 1LD
T: 01223 353077 F: 01223 301620 E: info@cambslockandsafe.co.uk W: www.cambslockandsafe.co.uk

City Locks Ltd [001989] 7 Challenger Way, Peterborough, Cambridgeshire PE1 5EX
T: 01733 343476 F: 01733 891150 E: sales@citylocks.co.uk W: www.citylocks.co.uk

Halls of Cambridge [001703] 6 The Broadway, Mill Road, Cambridge, Cambridgeshire CB1 3AH
T: 01223 416000 F: 01223 416200 E: admin@hallsforcambridge.co.uk W: www.hallsforcambridge.co.uk

CHESHIRE

A P L Locksmiths [003318] 423 Wellington Road North, Heaton Chapel, Stockport, Cheshire SK4 5BA
T: 0161 442 4243 F: 0161 4420444 E: info@apllocksmiths.co.uk W: www.apllocksmiths.co.uk

Cheshire Lock & Safe [003530] Unit 3, Fence Avenue Ind Estate, Macclesfield, Cheshire SK10 1LT
T: 01625 614178 F: 01625 617898 E: sales@cheshirelock.co.uk W: www.cheshirelock.co.uk

City Lock & Safe Ltd [001539] 33 Buxton Road, Stockport, Cheshire SK2 6LU
T: 0161 4806116 F: 0161 4741177 E: info@citylockandsafe.co.uk W: www.citylockandsafe.co.uk

Cusworth Master Locksmiths [002924] 89 Meriton Road, Handforth, Wilmslow, Cheshire SK9 3HD
T: 01625 250275 E: service@cusworth.net W: www.cusworth.net

D & G Securities (Locksmiths) Ltd [000396] Pinewood Dyserth Rd, Lloc, Holywell, Flintshire CH8 8RQ
T: 01352 721071 E: info@dgsecurities.co.uk

Geoff Ashdown Master Locksmiths [000003] 111 Cross Street, Sale, Cheshire M33 7JN
T: 0161 9694336 F: 0161 9694336 E: geoff.locksmith@tiscali.co.uk W: www.geoffashdownlocksmith.co.uk

Griffiths Security Ltd (Inc John Woods Master Locksmiths) [001213] 61 Watergate Street, Chester, Cheshire CH1 2LB
T: 01244 322473 F: 01244 340140 E: accounts@griffithssecurity.co.uk W: www.griffithssecurity.co.uk

Holdfast Security Systems [000588] 71-73 Edleston Road, Crewe, Cheshire CW2 7HP
T: 01270 505902 F: 01270 501148 E: admin@holdfast.co.uk W: www.holdfast.co.uk

Keytrak Lock & Safe Co [000821] Unit 1, Heron Business Park,, Tanhouse Lane, Widnes, Cheshire WA8 0SW
T: 0151 4955740 F: 0151 4955741 E: chris@keytrak.co.uk W: www.keytrak.co.uk

Keyways Security Systems Ltd [000400] 329-333 Hale Road, Hale Barns, Altrincham, Cheshire WA15 8SX
T: 0845 4566655 F: 0161 9040768 E: alan@keyways.co.uk W: www.keyways.co.uk

Lock-Tec (UK) Ltd [000778] 4-6 Castle St, Northwich, Cheshire CW8 1BA
T: 01606 331444 E: info@lock-tec.co.uk W: www.lock-tec.co.uk

Macclesfield Lock & Safe [003620] 7-9 Windmill St, Macclesfield SK11 7HP
T: 01625 616711 E: adamdale@macclesfieldlockandsafe.co.uk
W: www.macclesfieldlockandsafe.co.uk

Safeguard (NW) Ltd [000115] Barry Street, Warrington, Cheshire WA4 1BB
T: 01925 656999 F: 01925 573672 E: safeguard@lockman.co.uk W: www.lockman.co.uk

Warrington Lock & Safe [002881] 8 Whitfield Avenue, Paddington, Warrington, Cheshire WA1 3NF
T: 01925 840999 E: myles@warringtonlocks.co.uk W: www.warringtonlocks.co.uk

CLEVELAND

A C Lock & Safe Co [001381] 121 Park Road, Hartlepool, Cleveland TS26 9HS
T: 01429 222100 F: 01429 864963 E: keith@aclockandsafe.co.uk W: www.aclockandsafe.co.uk

Appleyard Security [002685] 49-51 Hartington Road, Middlesbrough, Cleveland TS1 5DT
T: 01642 247997 F: 01642 254338 E: info@appleyardsecurity.com W: www.appleyardsecurity.co.uk

Retail	Access Control Mechanical or Electrical	Safe Services	Auto Services	24 Hour Service
✓	✓	✓	✓	
	✓	✓		
✓	✓	✓		✓
✓	✓	✓	✓	✓
✓	✓	✓	✓	✓
	✓	✓		✓
	✓	✓		✓
	✓	✓		
✓	✓	✓	✓	
✓	✓	✓	✓	✓
✓	✓	✓		✓
✓	✓	✓	✓	
✓	✓	✓		
✓	✓	✓		✓
✓	✓	✓	✓	
	✓	✓		✓
✓	✓	✓	✓	
✓	✓	✓	✓	✓

REGIONAL DIRECTORY OF MLA APPROVED COMPANIES

D & E Lloyd Locksmiths [003314] 6 West Street, Normanby, Middlesbrough, Cleveland TS6 0LF
T: 01642 515402 E: lloydlocksmiths@aol.com W: www.lloydlocksmiths.com

Retail	Access Control Mechanical or Electrical	Safe Services	Auto Services	24 Hour Service
✓	✓	✓	✓	

CORNWALL

Cornish Locksmiths [001121] 47a Market Jew Street, Penzance, Cornwall TR18 2HZ
T: 01736 331031 F: 01736 333288 E: steve@cornishlocksmiths.co.uk W: www.cornishlocksmiths.co.uk

✓		✓	✓	✓
---	--	---	---	---

G B Locksmiths [002055] 4 Belle Vue Lane, Bude, Cornwall EX23 8BR
T: 01288 355093 E: enquiries@gblocksmiths.co.uk W: www.gblocksmiths.co.uk

✓	✓	✓	✓	✓
---	---	---	---	---

Lock & Safe South West [003900] Toms End, Ashton Walk, Widemouth Bay, Bude, Cornwall EX23 0AL
T: 07973 831 935 E: timgoodearl@btinternet.com W: lockandsafesouthwest.co.uk

	✓	✓		✓
--	---	---	--	---

South West Locksmiths Ltd [003758] Woodgate, Higher Tremar, Liskeard, Cornwall PL14 5HJ
T: 01579 347726 E: sales@swlocks.com W: www.swlocks.com

✓	✓			✓
---	---	--	--	---

CUMBRIA

Kendal Security Centre Ltd [001594] Yard 97 Stricklandgate, Kendal, Cumbria LA9 4RA
T: 01539 729543 E: enquiries@kendalsecurity.co.uk W: www.kendalsecurity.co.uk

✓	✓	✓	✓	
---	---	---	---	--

DERBYSHIRE

Barkers Locksmiths [003895] 32 Netherfield Rd, Chesterfield, Derbyshire S40 3LS
T: 07775 660358 E: geoff@barkerslocksmiths.co.uk W: www.barkerslocksmiths.co.uk

	✓	✓		✓
--	---	---	--	---

Bernard Toon & Son Locksmiths [000213] 13 Winchcombe Way, Oakwood, Derbyshire DE21 2ES
T: 01332 233425 F: 01332 233425 E: enquiries@toonslocksmiths.co.uk W: www.toonslocksmiths.co.uk

	✓	✓		
--	---	---	--	--

Pick Me Locksmith Ltd [003822] 12 Granary Wharf Business Park, Wetmore Rd, Burton-On-Trent, Derbyshire DE14 1DU T: 07593 865321 E: info@pickmelocksmith.com W: www.pickmelocksmith.com

✓				
---	--	--	--	--

Hawkins Locksmiths [002622] 100 Brearley Avenue, New Whittington, Chesterfield, Derbyshire S43 2DZ
T: 01246 452999 E: ian@hawkinslocksmiths.co.uk W: www.hawkinslocksmiths.co.uk

✓				
---	--	--	--	--

Key Door Solutions [003623] 9 Worthington Lane, Breedon On the Hill, Derbyshire DE73 8AR
T: 01332 948100 or 07787 278555 E: andy@keydoorsolutions.co.uk W: www.keydoorsolutions.co.uk

✓	✓			
---	---	--	--	--

Unico Locksmiths [003830] 183 Sheffield Road, Stonegraves, Chesterfield, Derbyshire S41 7JQ
T: 01246 540833 E: unicolocksmiths@hotmail.com W: www.unicolocksmiths.com

✓	✓	✓	✓	
---	---	---	---	--

W G Pollard Limited [000469] 160-162 Derby Road, Chesterfield, Derbyshire S40 2EW
T: 01246 274771 F: 01246 201197 E: sales@wgpollard.co.uk W: www.wgpollard.co.uk

✓	✓	✓	✓	
---	---	---	---	--

DEVON

ASAP Locks [003859] 17 Bishops Mead, South Brent, Devon TQ10 9DJ
T: 07511 262892 E: info@asap-locks.co.uk W: www.asap-locks.co.uk

✓	✓	✓		
---	---	---	--	--

Barnstaple Security Ltd [002069] Abbeyfield Factory, Braunton Road, Barnstaple, Devon EX31 1GG
T: 07974 413942 E: sales@bslsecuritysystems.co.uk W: www.bslsecurity.co.uk

✓	✓			
---	---	--	--	--

David Wilkie Master Locksmith [002712] 22 Eager Way, Exminster, Exeter, Devon EX6 8TJ
T: 07740 874042 F: 01392 825711 E: d.wilkie844@btinternet.com W: www.david-wilkie.co.uk

✓	✓			✓
---	---	--	--	---

Five Star Security Services (SW) Ltd [000826] 8 Westexe North, Tiverton, Devon EX16 5LX
T: 01884 242623 F: 01884 257766 E: info@5starsecurity.co.uk W: www.5starsecurity.co.uk

✓	✓	✓	✓	
---	---	---	---	--

Guardian Security (South West) Ltd [010496] 131 Sidwell Street, Exeter, Devon EX4 6RY
T: 01392 277467 F: 01392 424817 E: sales@gsecsw.com W: www.guardiansecuritysw.co.uk

✓	✓	✓	✓	
---	---	---	---	--

Guardian Security Head Office [000496] Units 1,2 & 6 The Space Place, Alphinbrook Rd, Marsh Barton, Exeter, Devon EX2 8RG T: 01392 277467 F: 01392 424817 E: s.monger@guardiansecuritysw.co.uk
W: www.guardiansecuritysw.co.uk

✓	✓	✓	✓	
---	---	---	---	--

REGIONAL DIRECTORY OF MLA APPROVED COMPANIES

IDL Locksmith & Safe Engineer [002866] 28 Whitchurch Road, Tavistock, Devon PL19 9BB
T: 01822 610997 F: 01822 610997 E: safeandlocksmith@hotmail.co.uk W: www.idlocksmiths.co.uk

Retail	Access Control Mechanical or Electrical	Safe Services	Auto Services	24 Hour Service
	✓	✓		✓

DORSET

Ashley Security Company Ltd [000313] 522 Ashley Road, Parkstone, Poole, Dorset BH14 0AE
T: 01202 748502 F: 01202 736122 E: info@ashley-security.co.uk W: www.ashley-security.co.uk

✓	✓	✓	✓	
---	---	---	---	--

Croma Locksmiths & Security Solutions Ltd [010125] 827-829 Wimborne Road, Moordown, Bournemouth, Dorset BH9 2BE T: 01202 526090 F: 01202 537526 E: info@cromalocksmiths.com W: www.cromalocksmiths.com

✓	✓	✓	✓	✓
---	---	---	---	---

Dave Johnson Master Locksmiths [000422] 22 Eldon Road, Victoria Park, Bournemouth, Dorset BH9 2RT
T: 01202 522720 E: dave.skyrat@ntlworld.com W: <http://davejohnson-locksmiths.co.uk>

	✓	✓		
--	---	---	--	--

Southern Security Services Ltd [000507] Unit 5, The Glenmore Centre, Fancy Road, Poole, Dorset BH12 4FB
T: 01202 765948 F: 01202 752413 E: info@southernsecurityservices.co.uk W: www.southernsecurityservices.co.uk

✓	✓	✓		✓
---	---	---	--	---

Timpson Locksmiths Ltd [003846] 26 Priory Road, Moordown, Bournemouth, Dorset BH9 3JQ
T: 07393 140948 E: joel.barnes@timpson.com W: www.timpson.co.uk

✓	✓	✓	✓	✓
---	---	---	---	---

Wessex Locksmiths Ltd [002707] 5 Abbotsbury Road, Weymouth, Dorset DT4 0AD
T: 01305 761047 F: 01305 778836 E: info@wessexlocksmiths.co.uk W: www.wessexlocksmiths.co.uk

✓	✓	✓	✓	
---	---	---	---	--

DURHAM

Cathedral Lock & Safe Services Ltd [002534] 11A Beechburn Industrial Estate, Prospect Road, Crook, Durham DL15 8RA T: 01388 764141 F: 01388 764151 E: classltd@hotmail.com W: www.classlimited.com

✓	✓	✓	✓	✓
---	---	---	---	---

Steron Locksmiths Ltd [003808] 168 York Road, Hartlepool, Co Durham TS26 9DT
T: 01429 234344 E: enquiries@steronlocksmiths.co.uk W: www.steronlocksmiths.co.uk

✓	✓	✓	✓	✓
---	---	---	---	---

EAST SUSSEX

Armoury Locks & Alarms Ltd [001781] 342 Seaside, Eastbourne, East Sussex BN22 7RJ
T: 01323 725190 E: info@armoury.biz W: www.armoury.biz

✓	✓	✓	✓	✓
---	---	---	---	---

Croma Locksmiths & Security Solutions Ltd [040125] 10 Carlton Terrace, Portslade, Brighton BN41 1XF
T: 01273 410616 E: info@cromalocksmiths.com W: www.cromalocksmiths.com

✓	✓	✓	✓	✓
---	---	---	---	---

Dockerills (Brighton) Ltd [001699] 3a, b, c Church Street, Brighton, East Sussex BN1 1UJ
T: 01273 607434 F: 01273 679771 E: counter@dockerills.co.uk W: www.dockerills.co.uk

✓	✓	✓	✓	
---	---	---	---	--

Haines Security Ltd [003310] 76 St James Street, Brighton, East Sussex BN2 1PA
T: 01273 697799 F: 01273 697799 E: haineswalton@aol.com W: www.hainessecurityltd.co.uk

✓	✓	✓	✓	✓
---	---	---	---	---

Hastings Locksmiths [002941] Unit 3 Haywood Way, Hastings, East Sussex TN35 4PL
T: 01424 432882 F: 01424 460846 E: locksmiths@fuzion4.co.uk W: www.hastings-locksmiths.co.uk

✓	✓	✓	✓	✓
---	---	---	---	---

J D Lock & Safe [001415] Unit 7 Commercial Mews North, Commercial Rd, Eastbourne, East Sussex BN21 3XF
T: 01323 431598 F: 01323 417750 E: info@jdlockandsafe.org.uk W: www.jdlockandsafe.co.uk

	✓	✓	✓	
--	---	---	---	--

Masters Lock & Safe [002967] 9 McWilliam Road, Woodingdean, Brighton, East Sussex BN2 6BE
T: 07757 572269 F: 01273 881042 E: info@masterslockandsafe.co.uk W: www.masterslockandsafe.co.uk

	✓	✓		
--	---	---	--	--

SKS Security Systems Ltd [003127] Unit 10, Horsted Square, Bellbrook Industrial Est, Uckfield, East Sussex TN22 1QG T: 0845 2410071 F: 0845 2410072 E: smartin@sksssecurity.co.uk W: www.sksssecurity.co.uk

✓				
---	--	--	--	--

Thomas Locksmiths Ltd (Main) [001624] 97 Portland Road, Hove, East Sussex BN3 5DP
T: 01273 773006 F: 01273 777879 E: info@thomaslocks.co.uk W: www.thomaslocks.co.uk

✓	✓	✓	✓	✓
---	---	---	---	---

EAST YORKSHIRE

A B Rooms & Son Ltd [002972] 52-54 Abbey Street, Hull, East Yorkshire HU9 1LQ
T: 01482 320260 F: 01482 219384 E: helpdesk@abrooms.co.uk W: www.abrooms.co.uk

✓	✓	✓		✓
---	---	---	--	---

ESSEX

Accredited Locksmith Services Ltd [001993] 2 Sparelease Hill, Loughton, Essex IG10 1BT
T: 0208 5081150 E: david@accredited-locksmith-services.co.uk W: www.accredited-locksmith-services.co.uk

Actfast Locksmith [002606] 4 Chaffinch Way, Halstead, Essex CO9 2HW
T: 01787 477513 E: info@actfastlocksmith.co.uk W: www.actfast-locksmiths.co.uk

Associated Locks Ltd [003555] 10B Sun Street, Waltham Abbey, Essex EN9 1EE
T: 01992 763588 E: work@associatedlocks.co.uk W: www.associatedlocks.co.uk

Brentwood Lock and Safe [003410] 133A Ongar Road, Brentwood, Essex CM15 9DL
T: 01277 264364 F: 01277 849231 E: sales@brentwoodlock.co.uk W: www.brentwoodlock.co.uk

Brights Locksmiths [002630] 41 Alexandra Street, Southend-On-Sea, Essex SS1 1BW
T: 01702 346274 F: 01702 346275 E: info@brightsgroup.com W: www.brights-locksmiths.co.uk

Chelmsford Lock & Safe Company [002030] 6 Hamlet Road, Chelmsford, Essex CM2 0EU
T: 01245 352564 F: 01245 347443 E: clsc@blueyonder.co.uk W: www.chelmsfordlockandsafeco.co.uk

Chelmsford Master Locksmiths [000737] Unit 1, Eckersley Road in. Est, Victoria Road, Chelmsford, Essex CM1 1SL
T: 01245 350815 E: chelmsfordml@btconnect.com W: www.chelmsfordmasterlocksmiths.co.uk

DES Lock & Security [001498] 110-112 Furtherwick Road Canvey Island, Essex SS8 7AL
T: 08452 085224 E: info@deslocks.co.uk W: www.deslocks.co.uk

Goodall Locksmith [003152] 4 Fairview Avenue, Stanford-le-hope, Essex SS17 0DW
T: 01375 401733 E: chrisg.locksmith@gmail.com W: www.goodall-locksmith.co.uk

KAT Security [001488] 386 London Road, Hadleigh, Essex SS7 2DA
T: 01702 554456 E: katlocksmiths@gmail.com W: www.katlocksmiths.co.uk

Keyway Lock Service Ltd [000904] 181 London Road, Grays, Essex RM17 5YP
T: 01375 382687 E: info@keywaylocks.co.uk W: www.keywaylocks.co.uk

Lock Stock & Barrell Security Services Ltd [000806] 5a Lower Street, Stanstead, Essex CM24 8LN
T: 01279 816464 F: 01279 814665 E: eric.orris@lockstockuk.com W: www.lockstockuk.com

Lock Stock & Barrell Security Services Ltd [010806] 41 King Street, Saffron Walden, Essex CB10 1EU
T: 01799 516663 F: 01799 516664 E: saffron@lockstockuk.com W: www.lockstockuk.com

Matlocks Ltd [002310] Upminster Containers, Mardyke Works, Upminster, Essex RM14 3PA
T: 01708 300400 E: info@vanlocks.co.uk W: www.vanlocks.co.uk W: www.matlocks.co.uk

PMA Locksmith [003824] Cobblers Cottage, Dyers End, Stamborne, Essex, CO9 4NE
T: 07795 032682 E: pmalocksmiths@gmail.com W: www.pmalocksmith.co.uk

SM Locksmiths [002821] 81 Eastwood Road, Rayleigh, Essex SS6 7JN
T: 07976 662261 E: info@smlocksmiths.co.uk W: www.smlocksmiths.co.uk

GLOUCESTERSHIRE

Armadillo Locksmiths [003498] 11 Gooseacre Lane, Cirencester, Gloucestershire GL7 2DS
T: 01285 650211 E: chris@armadillolocksmiths.co.uk W: www.locksmithincirencester.co.uk

Elite Safe & Security [003624] Church Lane, Hardwicke, Gloucestershire GL2 4RP
T: 01242 226655 E: elitesafes@yahoo.co.uk

Gloucester Locksmiths [001191] Unit 32, Sabre Close, Green Farm Bus. Park, Quedgeley, Gloucester, Gloucestershire GL2 4NZ T: 01452 306824 F: 01452 522844 E: gary@gloslocks.co.uk W: www.gloucesterlocksmiths.com

Just Carpentry & Locks [003370] 6 Faringdon Road, Hatherley, Cheltenham, Gloucestershire GL51 6NZ
T: 01242 699822 E: daniel@jlocks.co.uk W: www.jlocks.co.uk

Stokes & Sons Security Ltd [000138] The Security Centre, 1a Gloucester Place Cheltenham, Gloucestershire GL52 2RJ T: 01242 515465 F: 01242 515465 E: stokeslocksmith@btconnect.com W: www.locksmithsincheltenham.com

Retail	Access Control Mechanical or Electrical	Safe Services	Auto Services	24 Hour Service
✓				
✓		✓		
✓	✓	✓	✓	✓
✓	✓	✓		✓
✓	✓	✓	✓	✓
	✓	✓	✓	✓
✓	✓	✓	✓	
✓	✓	✓	✓	
	✓		✓	✓
✓	✓	✓	✓	✓
✓	✓		✓	✓
✓	✓	✓	✓	✓
✓	✓	✓	✓	
			✓	
	✓	✓	✓	✓
✓	✓	✓	✓	✓
	✓			
	✓	✓		✓
✓	✓	✓	✓	✓
			✓	✓
✓	✓	✓	✓	✓
✓	✓	✓	✓	✓

HAMPSHIRE

Advanced Locking & Locksmithing Ltd [011697] P.O. Box 1795, Southampton SO18 9LQ
T: 02380 334104 E: info@advancedlocksmiths.co.uk W: www.advancedlocksmiths.co.uk

Amberley Security [000910] 185-187 Copnor Road, Portsmouth, Hampshire PO3 5BT
T: 02392 660730 F: 02392 650349 E: info@amberley-security.co.uk W: www.amberley-security.co.uk

Basingstoke Locksmiths Ltd [070125] May Place, Basingstoke, Hampshire RG21 7NX
T: 01256 355002 E: basingstoke@cssqplc.com W: www.basingstoke-locksmiths.co.uk

Christie Intruder Alarms Ltd [001486] Security House, 212-218 London Rd, Waterlooville, Hampshire PO7 7AJ
T: 02392 265111 **F:** 02392 232730 **E:** mikeb@ciaalarms.co.uk **W:** www.ciaalarms.co.uk

Complete Security [001164] 85 Long Lane, Holbury, Southampton, Hampshire SO45 2ND
T: 02380 899076 F: 02380 899226 E: martin@complete-security.co.uk W: www.complete-security.co.uk

Complete Security [011164] 43 The Hundred, Romsey, Hampshire SO51 8GE
T: 01794 830259 E: martin@complete-security.co.uk W: www.complete-security.co.uk

County Locksmiths Ltd [002570] 389B Bitterne Road, Bitterne, Southampton, Hampshire SO18 5RR
T: 023 80422848 F: 023 80422848 E: paul@ccslocksmiths.co.uk W: www.countylocks.com

County Locksmiths (Chandlers Ford) Ltd [002882] 11 The Mall, 120 Winchester Road, Chandlers Ford,
Southampton, Hampshire SO53 2QD **T:** 0238 0274844 **E:** chandlersford@countylocks.com
W: www.countylocks.com

Croma Locksmiths & Security Solutions Ltd [010055] 8 Andover Road, Winchester, Hampshire SO23 7BS
T: 01962 861159 F: 01962 842624 E: info@cromalocksmiths.com W: www.cromalocksmiths.com

Croma Locksmiths & Security Solutions Ltd [050125] 346 Shirley Road, Southampton, Hampshire SO15 3HJ
T: 02380 788422 F: 02380 399758 E: shirley@csslplc.com W: www.cromalocksmiths.com

Croma Locksmiths & Security Solutions Ltd [000125] Unit 2 Pennant Park, Standard Way, Fareham, Hampshire
PO16 8XU **T:** 01329 822282 **F:** 01329 284722 **E:** info@cromalocksmiths.com
W: www.cromalocksmiths.com

Croma Locksmiths & Security Solutions Ltd [020125] 21 Highland Road, Southsea, Portsmouth Hampshire
PO4 9DA **T:** 02392 731770 **F:** 02380 876851 **E:** info@cromalocksmiths.com
W: www.cromalocksmiths.com

Croma Locksmiths & Security Solutions Ltd [030125] Unit 10 Portswood Centre, Portswood Road, Southampton,
Hampshire SO17 2NH **T:** 02380 678999 **F:** 02380 677999 **E:** info@cromalocksmiths.com
W: www.cromalocksmiths.com

KBO Fire & Security [002766] 187 Victoria Road, Aldershot, Hampshire GU11 1JU
T: 01252 891230 F: 01252 726952 E: locksmiths@kbosecurity.co.uk W: www.kbosecurity.co.uk

Lockrite Security [001382] 20 Camp Road, North Camp, Farnborough, Hampshire GU14 6EW
T: 01252 543309 F: 01252 373108 E: pstockham@lockritesecurity.co.uk W: www.lockritesecurity.co.uk

MyLock Locksmiths [003886] 121 Giffard Drive, Farnborough GU14 8QD
T: 0800 211 81 61 **E:** info@mylock-locksmiths.co.uk **W:** www.mylock-locksmiths.co.uk

Solent Locksmiths [001524] 11 Middle Road, Park Gate, Southampton, Hampshire SO31 7GH
T: 01489 886656 E: 01489 886664 E: info@solentlocksmiths.co.uk W: www.solentlocksmiths.co.uk

Southern Stronghold Ltd [011728] 6 South Parade, Salisbury Rd, Totton, Southampton, Hampshire SO40 3PY
T: 02380 862636 F: 02380 867222 E: info@southern-stronghold.co.uk W: www.southern-stronghold.co.uk

We Are Locksmiths Ltd [003680] 6 London Road, Southampton, Hampshire SO15 2AF
T: 02380 336468 **E:** info@wearelocksmiths.co.uk **W:** www.wearelocksmiths.co.uk

HERTFORDSHIRE

Active Lock Centre [003898] 63 Carve Ley, Welwyn Garden City, Hertfordshire AL7 3H
T: 07973 223770 E: jonathan.horslev@activelockcentre.co.uk E: www.activelockcentre.co.uk

Abbey Locksmiths [003892] 54 Halsey Park, London Colney, St Albans, Hertfordshire AL2 1BH
T: 0800 052 0775 E: service@abbeylocks.co.uk W: www.abbeylocks.co.uk

Retail	Access Control Mechanical or Electrical	Safe Services	Auto Services	24 Hour Service
		✓	✓	✓
✓	✓	✓	✓	✓
✓	✓	✓	✓	✓
✓	✓	✓	✓	
✓	✓	✓	✓	
✓	✓	✓	✓	
✓	✓	✓	✓	
✓	✓	✓	✓	
✓	✓	✓	✓	✓
✓	✓	✓	✓	
✓	✓	✓	✓	✓
✓	✓	✓	✓	✓
✓	✓	✓	✓	✓
✓	✓	✓	✓	✓
✓	✓	✓	✓	✓
✓	✓	✓	✓	✓
✓	✓	✓	✓	✓
✓	✓	✓	✓	✓
✓	✓	✓	✓	✓
	✓		✓	✓
✓	✓	✓	✓	✓
✓	✓	✓	✓	
	✓		✓	✓
✓	✓	✓	✓	✓
✓	✓	✓	✓	
✓	✓	✓		✓
	✓	✓	✓	✓
	✓	✓		

REGIONAL DIRECTORY OF MLA APPROVED COMPANIES

Alban Locksmiths Ltd [000742] 205 Hatfield Road, St Albans, Hertfordshire AL1 4SY T: 01727 839353 F: 01727 843535 E: albanlocksmiths@hotmail.co.uk W: www.albanlocksmiths.com				
ARC Locksmiths Ltd [003837] Unit 7, Parsons Greens Ind Est, Bolton Road, Stevenage, Hertfordshire SG1 4QG T: 01438 815854 E: arc-locksmiths@mail.com W: www.arc-locksmiths.co.uk				
Barnet Lock Centre Ltd [000119] 212 High Street, Barnet, Hertfordshire EN5 5SZ T: 0208 4403218 E: sales@lockcentre.com W: www.lockcentre.com				
G J Locksmiths [001024] 9 The Broadway, Old Hatfield, Hertfordshire AL9 5BG T: 07774 866333 F: 01992 511100 E: martin@g-j-locksmiths.co.uk W: www.g-j-locksmiths.co.uk				
Henry Gates & Son Ltd [000679] 6-8 Richardson Close, London Colney, Hertfordshire AL2 1QW T: 01727 822267 E: martin@henrygates.co.uk W: www.gatessecurity.co.uk				
IKS Locksmiths Ltd [003242] 50 The Drive, High Barnet, Hertfordshire EN5 4JQ T: 07947 426981 E: info@iksl locksmiths.co.uk W: www.iksl locksmiths.co.uk				
Lock & Key Services [000599] 32 Market Street, Watford, Hertfordshire WD18 0PY T: 01923 222145 F: 01923 236975 E: lockandkeyservices@googlemail.com W: www.lockandkeyservices.co.uk				
Lock Stock & Barrell Security Services Ltd [020806] 2-3 Warren Place Railway Street, Hertford, Hertfordshire SG14 1BB T: 01992 500069 E: hertford@lockstockuk.com W: www.lockstockuk.com				
National Lock & Safe [003253] 3 Handford Court, Garston Lane, Watford, Hertfordshire WD25 9EJ T: 01923 661960 E: sales@nationallockandsafe.co.uk W: www.nationallockandsafe.co.uk				
Safelocksmiths [003622] 119 Furzehill Road, Borehamwood, Hertfordshire WD6 2AP T: 0208 2077370 E: info@safelocksmiths.co.uk W: www.safelocksmiths.co.uk				

Retail	Access Control Mechanical or Electrical	Safe Services	Auto Services	24 Hour Service
✓	✓	✓	✓	
	✓	✓	✓	✓
✓	✓	✓	✓	✓
✓	✓	✓		
	✓	✓		
	✓			✓
✓	✓	✓	✓	
✓	✓	✓	✓	
	✓	✓		✓
	✓	✓		✓

ISLE OF WIGHT

Chant Lock and Security Service [002847] 288 Gunville Road, Newport, Isle of Wight PO30 5LX T: 01983 528277 F: 01983 822762 E: enquiries@chantlocksmiths.co.uk W: www.chantlocksmiths-newport.co.uk				
---	--	--	--	--

✓	✓	✓	✓	
---	---	---	---	--

KENT

A1 See-Cure [000979] 138 Long Lane, Bexleyheath, Kent DA7 5AH T: 0208 3013439 F: 0208 2981967 E: info@a1seecure.co.uk W: www.a1seecure.co.uk				
Astra Security Systems Ltd [000391] 6/7 The Old Brewery, Buckland Road, Maidstone, Kent ME16 0DZ T: 01622 672036 F: 01622 690219 E: sales@astrasecurity.co.uk W: www.astrasecurity.co.uk				
Aston Locks Limited [003549] 7 Baldwyns Road, Bexley, Kent DA5 2AB T: 0800 1697235 F: 01322 315907 E: astonlocks@yahoo.co.uk W: www.astonlocks.co.uk				
Clubb Security [001682] 18 Chester Avenue, Tunbridge Wells, Kent TN2 4TZ T: 01892 530587 E: info@clubbsecurity.co.uk W: www.clubbsecurity.co.uk				
DF Security Solutions [003885] 28 Sussex Road, Tunbridge Wells TN9 2TR T: 01732 350087 E: dfarrington@live.co.uk W: www.dfsecuritysolutions.co.uk				
HalesLock Ltd [003842] Days Ln, Sidcup, Kent DA15 8JS T: 020 3542 2345 E: contact@haleslocks.com W: www.haleslocks.com				
Homeguard Lock Services Limited [000764] 459 Bromley Road, Downham, Kent BR1 4PH T: 0208 6984349 F: 0208 6955802 E: home.guard@live.co.uk W: www.homeguard-lockservice.co.uk				
Insafe International Limited [000650] 4th Fl Westcombe House, 2-4 Mount Ephraim, Tunbridge Wells, Kent TN4 8AS T: 01892 533000 F: 01892 540075 E: sales@insafe.co.uk W: www.insafe.co.uk				
JC Locksmiths [003895] 50 Nichol Lane, Bromley, Kent BR1 4DE T: 020 8402 0158 E: jc.locksmiths@yahoo.co.uk W: www.jc locksmiths.com				
Locks 'N' Tools Limited [000334] 1b Princes Avenue, Dartford, Kent DA2 6NE T: 01322 228893 F: 01322 229316 E: sales@locksntools.co.uk W: www.locksntools.co.uk				

✓	✓	✓	✓	✓
✓	✓	✓		
	✓			✓
	✓	✓		
	✓	✓		
	✓	✓		
✓		✓	✓	
	✓	✓		✓
	✓	✓		✓
✓	✓	✓	✓	

REGIONAL DIRECTORY OF MLA APPROVED COMPANIES

Locum Locks [002618] 6 May Street, Cuxton, Rochester, Kent ME2 1LR
T: 01732 450950 E: locumlocks@outlook.com W: www.locumlocks.co.uk

PJC Locksmith & Security Ltd [003856] First Floor, 3 Murray Road, Orpington, Kent BR5 3QY
T: 07966 192168 E: pjclsmith@gmail.com W: www.pjclsmithandsecurity.co.uk

Premier Alarms Ltd [000184] Unit F4, Chaucer Bus Park, Watery Ln, Kemsing, Sevenoaks, Kent TN15 6PL
T: 01732 764444 F: 01732 764460 E: meganh@premieralarms.co.uk W: www.premieralarms.co.uk

The Key Locksmith [003884] 37 Amherst Dr, Orpington, Kent BR5 2ER
T: 07803 721200 E: gcommene@live.co.uk W: www.thekeylocksmith.co.uk

Wickham Security [000756] 63 High Street, West Wickham, Kent BR4 0LS
T: 0208 7778299 E: info@wickhamsecurity.co.uk W: www.wickhamsecurity.co.uk

Retail	Access Control Mechanical or Electrical	Safe Services	Auto Services	24 Hour Service
✓	✓	✓		
		✓		✓
✓	✓	✓		
		✓	✓	
✓	✓	✓		✓

LANCASHIRE

Authorised Access [001343] 50B Bolton Street (Rear Off), Bury, Lancashire BL9 0LL
T: 0161 7629936 F: 0161 7633849 E: info@authorized-access.com W: www.authorized-access.com

Barrowford Safe & Lock Services Ltd [000170] 4 King Edward Terrace, Gisburn Rd, Barrowford, Lancashire BB9 8NJ
T: 01282 617362 F: 01282 617363 E: sales@safeandlockservices.co.uk
W: www.barrowfordsafeandlock.co.uk

Bolton Lock Company Ltd [000616] 354-360 Manchester Road, Westhoughton, Bolton, Lancashire BL5 3JT
T: 01942 811186 F: 01942 811233 E: enquiries@boltonlock.co.uk W: www.boltonlock.co.uk

J H Blakey & Sons (Security) Ltd [001649] Burnley Road, Brieffield, NR Nelson, Lancashire BB9 5AD
T: 01282 613593 F: 01282 617550 E: sales@jhblakey.co.uk W: www.jhblakey.net

Hewitt Safe & Lock Services Ltd [003113] The Vault, Moss House Lane, Much Hoole, Lancashire PR4 4TE
T: 07969 176412 E: chris@hewittsafeopening.co.uk W: www.hewittsafeopening.co.uk

Keyed In Security Services [003412] 10 Waverley Road, Hindley, Wigan, Lancashire WN2 3BN
T: 01942 522072 E: keyediss@btinternet.com W: www.wiganmasterlocksmith.co.uk

Paladin Locksmiths [003770] 56 Inskip, Skelmersdale, Lancashire WN8 6JU
T: 01695 733394 E: mark@paladinlocksmiths.co.uk W: www.paladinlocksmiths.co.uk

Stanleys Security Ltd [000488] 106-114 Shakespeare Street, Southport, Lancashire PR8 5AJ
T: 01704 501336 F: 01704 500564 E: ian@lockandkeyworld.co.uk W: www.lockandkeyworld.co.uk

The Lockshop [001316] 241-243 Dickson Road, Blackpool, Lancashire FY1 2JH
T: 01253 623347 E: sales@lockshopblackpool.co.uk W: www.lockshopblackpool.co.uk

The Security Company (NWW) Ltd [001282] 11 Weir Street, Blackburn, Lancashire BB2 2AN
T: 01254 677555 E: safebreak@gmail.com W: www.usedsafes.co.uk

✓	✓	✓	✓	
✓	✓	✓	✓	✓
✓	✓	✓	✓	
✓	✓	✓	✓	
✓	✓	✓		✓
	✓	✓		
	✓	✓		✓
✓	✓	✓	✓	
✓	✓	✓	✓	✓
✓	✓	✓		✓

LEICESTERSHIRE

All Masons Locksmiths [003609] 9 David Hobbs Rise, Market Harborough, Leicestershire LE16 7YE
T: 07875 161217 E: info@allmasonslocksmiths.com W: www.allmasonslocksmiths.com

Hazlewood Locksmiths [003411] 9 Rydal Gardens, Ashby De La Zouch, Leicestershire LE65 1FJ
T: 07805 362046 E: timh191@gmail.com W: www.hazlewoodlocksmiths.com

Morgans Locksmiths [002961] 575 Saffron Lane, Leicester, Leicestershire LE2 6UN
T: 0116 2440338 F: 0116 2832795 E: morganslocksmith@aol.com W: www.morganslocksmiths.co.uk

Rossells Locksmiths Ltd [000793] 6A Heanor Street, Leicester, Leicestershire LE1 4DB
T: 01162 628899 F: 01162 248200 E: sales@rossells.co.uk W: www.rossells.co.uk

✓	✓		✓	
✓				✓
✓	✓	✓	✓	✓
✓	✓	✓		✓

LINCOLNSHIRE

B S Locksmiths [003291] 6 Coldharbour Lane, Grantham, Lincolnshire NG31 9EW
T: 08006 957800 E: info@britishstandardlocksmiths.co.uk W: www.britishstandardlocksmiths.co.uk

✓	✓	✓	✓	
---	---	---	---	--

REGIONAL DIRECTORY OF MLA APPROVED COMPANIES

Ellis Hardware Ltd [002631] 52-54 Wintringham Road Grimsby DN32 0PA
T: 01472 343332 F: 01472 256539 E: sales@ellis-direct.co.uk W: www.ellis-direct.co.uk

Lincoln Security Ltd [000222] Unit 6, Whisby Way, Lincoln, Lincolnshire LN6 3LQ
T: 01522 532038 E: info@lincolnsecurity.co.uk W: www.lincolnsecurity.co.uk

Locksmith Services of Grimsby Ltd [002871] Unit 44, Grimsby Business Centre, King Edward Street, Grimsby, Lincolnshire DN31 3JH
T: 01472 589805 E: locksmithsg@btinternet.com W: www.locksmithservicesgrimsby.co.uk

Retail	Access Control Mechanical or Electrical	Safe Services	Auto Services	24 Hour Service
--------	---	---------------	---------------	-----------------

✓	✓	✓		✓
---	---	---	--	---

✓	✓	✓	✓	✓
---	---	---	---	---

	✓			
--	---	--	--	--

LONDON EAST

Delta Security [000275] 181 Dalston Lane, Hackney, London E8 1AL
T: 0208 5256439 F: 0208 9851121 E: sales@deltasecurity.co.uk W: www.deltasecurity.co.uk

✓	✓	✓	✓	
---	---	---	---	--

Dennis Security Centre [000327] 137-139 Wood Street, Walthamstow, London E17 3LX
T: 0208 5207450 F: 0208 5218376 E: info@dennissecurity.co.uk W: www.dennissecurity.co.uk

✓	✓	✓	✓	
---	---	---	---	--

Krypto Security [000350] 562 High Road, Leytonstone, London E11 3DH
T: 0208 5561000 F: 0208 85585845 E: brianm@kryptosecurity.net W: www.kryptosecurity.co.uk

✓	✓	✓	✓	✓
---	---	---	---	---

Lock Market Locksmiths [003890] Litten Close, Collier Row, Romford, East London RM5 2LGT
T: 01708 954849 E: info@lockmarketlocksmiths.co.uk W: www.lockmarketlocksmiths.co.uk

	✓	✓	✓	
--	---	---	---	--

Market Locksmiths [003891] 13 Elder Way, Rainham, East London RM13 9SX
T: 07971 224075 E: info@marketlocksmiths.co.uk W: www.marketlocksmiths.co.uk

	✓	✓		
--	---	---	--	--

Martin Lock & Safe [003871] 77 High Road South Woodford E18 2QP
T: 020 8989 2955 F: 020 8989 7771 E: martin@bassongroup.com W: www.mlSAFE.com

✓	✓	✓	✓	
---	---	---	---	--

LONDON NORTH

A Buckenham (Locksmiths) [002727] 158 Blackstock Road, Highbury, London N5 1LH
T: 0207 2268734 F: 0207 3543818 E: info@buckenhamlocksmiths.co.uk W: www.buckenhamlocks.co.uk

✓	✓	✓	✓	
---	---	---	---	--

London Locksmiths and Grilles Ltd T/A Alexandra Locksmiths [002809] 113 Woodland Way, Winchmore Hill, London N21 3PY
T: 0208 8831555 E: paul@alexandralocksmiths.co.uk W: www.alexandralocksmiths.co.uk

	✓	✓		
--	---	---	--	--

Capital Locksmiths [003612] 162 Oakleigh Road North, Whetstone, London N20 0UG
T: 020 83611400 E: kevin@capital-locksmiths.co.uk W: www.capital-locksmiths.co.uk

	✓			✓
--	---	--	--	---

Franchi Plc [002172] 278 Holloway Rd, London N7 6NE
T: 0207 6072200 F: 0207 7004050 E: info@franchi.co.uk W: www.franchi.co.uk

✓	✓	✓	✓	
---	---	---	---	--

GK Locksmiths Ltd [002800] 45 Stoke Newington, Church Street, London N16 0NX
T: 0207 2544617 E: admin@gklocksmiths.co.uk W: www.gklocksmiths.co.uk

✓	✓	✓	✓	
---	---	---	---	--

Keymakers (London) Ltd [000699] 707 – 711 Green Lanes, Winchmore Hill, London N21 3RS
T: 0208 3606464 F: 0208 3643443 E: keymakers@btconnect.com W: www.keymakers.co.uk

✓	✓	✓	✓	
---	---	---	---	--

North London Locksmiths Ltd [003261] 79 Grand Parade Green Lanes London N4 1DX
T: 0208 8006041 F: 0208 8028000 E: northlondonlocksmiths@yahoo.com
W: www.north-london-locksmiths.com

✓		✓	✓	✓
---	--	---	---	---

R.S. Locksmiths Limited [002628] 83 Russell Lane, Whetstone, London N20 0BA
T: 0208 3620647 F: 0208 3620642 E: rob@rslocksmiths.co.uk W: www.rslocksmiths.co.uk

✓	✓	✓	✓	✓
---	---	---	---	---

Securebase Ltd [001346] 112 High Road, East Finchley, London N2 9EB
T: 0208 4420660 F: 0208 3652788 E: info@securebase.co.uk W: www.securebase.co.uk

✓	✓	✓	✓	
---	---	---	---	--

Secure Tech Locksmiths [003889] 95 Gordon Road, Finchley, London N3 1ER
T: 020 8935 5022 E: info@securetechlocksmiths.com W: www.securetechlocksmiths.com

	✓	✓		✓
--	---	---	--	---

Woodside Locksmiths Ltd [003241] 3 Frith Manor Farm Cottages, Lullington Garth, Woodside Park, London N12 7BS T: 0208 3464474 F: 0208 3467750 E: security@woodsidelocksmiths.co.uk
W: www.woodsidelocksmiths.co.uk

✓	✓			
---	---	--	--	--

LONDON NORTH WEST

Armour Locksmith Limited [003319] 174 Gladstone Park Gardens, Dollis Hill NW2 6RL
T: 020 79375901 E: info@armourlocksmiths.com W: www.armourlocksmiths.com

Banham Patent Locks Ltd [041768] 51 Golders Green Road, London NW11 8EL
T: 0208 9055405 F: 0208 2090042 E: goldersgreen@banham.com W: www.banham.com

Bartletts Key Services Ltd [001957] 43 Church Road, Hendon, London NW4 4EB
T: 0208 2033781 E: accounts.bartletts@btconnect.com W: www.bartlettskeyservices.co.uk

Franchi Plc [012172] 144-146 Kentish Town Road, London NW1 9QB
T: 0207 2673138 F: 0207 4854637 E: info@franchi.co.uk W: www.franchi.co.uk

LONDON SOUTH EAST

Callow Master Locksmiths [001162] 16 Melbourne Grove, East Dulwich, London SE22 8QZ
T: 0208 2994737 F: 0208 2994466 E: info@callowlocksmiths.co.uk W: www.callowlocksmiths.co.uk

G Worrall & Son Ltd [000328] 174 Great Suffolk Street, Southwark, London SE1 1PE
T: 0207 4034147 E: contact@gworalls.com W: www.gworalls.com

Lockmaster 1 Ltd [003657] 28 Zangwill Road, Blackheath, London SE3 8EU
T: 07908 959198 E: bill@lockmaster1.co.uk W: www.lockmaster1.co.uk

Security Masters Ltd [001990] PO Box 61661, Eltham, London SE9 9AP
T: 0208 8508356 F: 0208 8502889 E: security-masters@btconnect.com W: www.securitymasters.net

LONDON SOUTH WEST

Associated Security Group Ltd (Branch) [010024] 277 Wandsworth Bridge Road, Fulham, London SW6 2TX
T: 0208 6697722 E: mike@associatedsecuritygroup.co.uk W: www.associatedsecuritygroup.co.uk

Barrs Security (Locksmiths) UK Ltd [000285] 329 Fulham Palace Road, Fulham, London SW6 6TE
T: 0207 7367668 E: info@barrssecurity-locksmiths-ltd.com
W: www.barrssecurity-locksmiths-ltd.com

Fortress Lock & Safe Co [000424] 107 Brixton Hill, London SW2 1AA
T: 0208 6746657 F: 0208 6746439 E: info@fortresslock.co.uk W: www.fortresslock.co.uk

London Locksmiths Ltd [002222] 14a Wilcox Rd, Vauxhall, London SW8 2UX
T: 0207 978 2233 F: 0207 7206625 E: info@londonlocksmiths.com W: www.londonlocksmiths.com

Mobile Lock & Safe Company [000511] 227-229 Merton Road, Wandsworth, London SW18 5EB
T: 0208 8701887 F: 0208 8741088 E: mls502550@hotmail.com W: www.MLSsecurity.com

SDS (London) Limited [002689] 183-189 Northcote Road, Battersea, London SW11 6QF
T: 0207 0950222 E: locks@sds-london.co.uk W: www.sds-london.co.uk

SLS Locksmiths [002050] Unit 17 Vale Ind. Estate, 170 Rowan Road, London SW16 5BN
T: 02087 776340 F: 02086 7775808 E: slslocksmiths@msn.com W: www.slslocksmiths.co.uk

Securifix Lock & Safe Co Ltd [003037] 391 Upper Richmond Road West, East Sheen, London SW14 7NX
T: 0208 3922233 F: 0208 8763970 E: locks@securifix.com W: www.securifix.com

Two Brothers [002259] Unit 201, 235 Earls Court Rd, London SW5 9FE
T: 07958 742751 F: 0207 3842440 E: twobrotherslocksmiths@yahoo.co.uk
W: www.twobrotherslocksmithslondon.co.uk

LONDON WEST

Banham Patent Locks Ltd (Main) [001768] 233/235 Kensington High Street, London W8 6SF
T: 0207 9376035 F: 0207 3761232 E: kenhighst@banham.com W: www.banham.com

Barry Brothers Security Locksmiths Ltd [000005] 121-123 Praed Street, Paddington, London W2 1RL
T: 0207 2629009 E: locksmiths@barrybros.com W: www.barrybros.com

Bramah Locksmiths [000228] 7 Goodge Place, Fitzrovia, London W1T 4SF
T: 0207 6378500 F: 0207 6365598 E: locksmiths@bramah.co.uk W: www.bramah.co.uk

Retail	Access Control Mechanical or Electrical	Safe Services	Auto Services	24 Hour Service
	✓			✓
✓	✓	✓		✓
✓	✓	✓	✓	
✓	✓	✓	✓	
✓	✓	✓	✓	
✓	✓	✓	✓	✓
✓	✓	✓		
	✓	✓		✓
	✓	✓		
✓	✓	✓	✓	✓
✓	✓			✓
✓	✓	✓	✓	✓
✓	✓	✓		
				✓
✓	✓	✓		
	✓			✓
✓	✓	✓	✓	✓
✓	✓	✓	✓	✓
✓	✓	✓		✓

REGIONAL DIRECTORY OF MLA APPROVED COMPANIES

Capital Lock & Safe Co Ltd [000196] 91 Lancaster Road, Enfield, Middlesex EN2 0DN
T: 0208 3672775 F: 0208 3665091 E: sales@capitallockandsafe.co.uk W: www.capitallockandsafe.co.uk

NORFOLK

A C Leigh (Norwich) Ltd [001279] 61-67 St Benedicts Street, Norwich, Norfolk NR2 4PD
T: 01603 216500 F: 01603 216511 E: sales@acleigh.co.uk W: www.acleighlocksmiths.co.uk

Magpie Security (Norfolk) Ltd [000855] 73 Norfolk Street, Kings Lynn, Norfolk PE30 1AD
T: 01553 691121 F: 01553 691121 E: info@magpielocksmiths.co.uk W: www.magpielocksmiths.co.uk

NORTH YORKSHIRE

Yorkshire Coast Locksmiths [002714] 2 – 8 Belle Vue Street, Filey, North Yorkshire YO14 9HY
T: 01723 512217 F: 01723 516752 E: shop@yorkshirecoastlocksmiths.com
W: www.yorkshirecoastlocksmiths.com

NORTHAMPTONSHIRE

Benn Security Services [001026] 42 Wycliff Road, Northampton, Northamptonshire NN1 5JF
T: 01604 620707 F: 01604 603632 E: abaughan@bennsecurityservices.co.uk W: www.bennsecurityservices.co.uk

Rutherfords Locksmiths Ltd [000504] 27-28 Market Square, Wellingborough, Northamptonshire NN8 1AT
T: 01933 279812 F: 01933 271706 E: tim@rutherfordsuk.com W: www.rutherfordlocksmiths.co.uk

NORTHUMBERLAND

Bradley Master Locksmiths Ltd [000871] 1 King Street, Blyth, Northumberland NE24 1LY
T: 01670 540900 F: 05600 354362 E: sales@bml.co.uk W: www.bradleys-blyth.co.uk

NOTTINGHAMSHIRE

Alan Morgan Master Locksmith [003754] Unit 18, 8 Bessell Lane, Stapleford, Nottingham, NG9 7BX
T: 07976 272132 E: safeandvault@gmail.com W: www.amlocks.com

Grays Locksmiths Ltd [003642] 245 ilkeston Road, Lenton, Nottinghamshire NG7 3FX
T: 0115 9422315 E: andy@nottinghamlocksmith.org.uk W: www.nottinghamlocksmith.org.uk

Halls Locksmiths Limited [000180] 88-92 Alfreton Road, Nottingham, Nottinghamshire NG7 3NN
T: 01159 780141 F: 01159 423566 E: sales@hallslocksmiths.co.uk W: www.hallslocksmiths.co.uk

Helmkay Locksmiths [002797] 145 Forest Road, Clipstone Village, Mansfield, Nottinghamshire NG21 9DS
T: 07973 441907 E: helmkaylocks@yahoo.co.uk W: www.helmkaylocksmiths.co.uk

Newark & Sherwood Locksmiths Ltd [002798] 12 Northgate, Newark, Nottinghamshire NG24 1EZ
T: 01636 605909 F: 01636 705117 E: nslocks@aol.com W: www.newarklocksmiths.co.uk

Stapletons Lock & Safe Ltd [000246] 75 Westgate, Worksop, Nottinghamshire S80 1LW
T: 01909 474647 F: 01909 474226 E: enquiries@stapletons-locks.co.uk W: www.stapletons-locks.co.uk

OXFORDSHIRE

BMA Varsity [000214] 15 Oxford Road, Cowley, Oxford, Oxfordshire OX4 2EN
T: 01865 714000 F: 01865 747563 E: info@bmavarsity.co.uk W: www.bmavarsity.co.uk

Bryans Lock Services Ltd [002623] 2 The Limes, Dorchester On Thames, Wallingford, Oxfordshire OX10 7LL
T: 01865 340138 F: 01865 340914 E: info@bryanslockservices.co.uk W: www.bryanslockservices.co.uk

Executive Security Locksmiths Ltd [002535] 26 Kelburne Road, Cowley, Oxfordshire OX4 3SJ
T: 01865 777999 F: 01865 431119 E: sales@executive-security.co.uk W: www.executivelocksmiths.co.uk

Thames Valley Lock & Safe Ltd [003894] 7200 The Quorum, Oxford Business Park North, Garsington Rd Oxford OX4 2JZ
T: 01865 481402 E: d.hill@thamesvalleylockandsafe.co.uk W: www.thamesvalleylockandsafe.co.uk

Retail	Access Control Mechanical or Electrical	Safe Services	Auto Services	24 Hour Service
--------	---	---------------	---------------	-----------------



SHROPSHIRE

Locsafe Security Systems Ltd [002610] Security House, Knights Way, Battlefield Enterprise Park, Shrewsbury, Shropshire SY1 3AB
T: 01743 441166 F: 01743 441167 E: john@locsafes.co.uk W: www.locsafe.co.uk

Retail	Access Control Mechanical or Electrical	Safe Services	Auto Services	24 Hour Service
✓	✓	✓	✓	

SOMERSET

A I W Keycentre [000818] Aisecome Way, Weston Super Mare, Somerset BS22 8NA
T: 01934 635918 F: 01934 636973 E: sales@aiwkeycentre.co.uk W: www.aiwkeycentre.co.uk

Bath Lock & Key [003156] 16 Claverton Buildings, Widcombe, Bath, Somerset, BA2 4LD
T: 01225 425533 E: info@bathlockandkey.co.uk W: www.bathlockandkey.co.uk

C Thompson & Sons [001601] 18 Southill, West Cranmore, Shepton Mallet, Somerset BA4 4QS
T: 01749 880209 E: colin@lock-smiths.com W: www.lock-smiths.com

Spiller Architectural Ironmongery Ltd [003322] 1 Oxford Rd, Pen Mill Trading Estate, Yeovil, Somerset BA21 5HR
T: 01935 432929 F: 01935 432386 E: locksmiths@spillerai.co.uk W: www.spillerai.co.uk

TLS Security Systems Ltd [000676] Security House Unit 1 Acorn Bus Centre, Livingston Way, Bindon Road Taunton, Somerset TA2 6BD
T: 01823 323666 F: 01823 352269 E: sales@tls-security.com W: www.tlssecurity.co.uk

✓	✓	✓	✓	✓
✓	✓	✓	✓	
	✓	✓	✓	✓
✓	✓	✓		
✓	✓	✓	✓	

SOUTH YORKSHIRE

Rapid-Locksmiths.com [003732] 53 Follet Road, Shire Green, Sheffield, South Yorkshire S5 0NG
T: 01143 582009 E: eyan@rapid-locksmiths.com W: www.rapid-locksmiths.com

H Harrold & Sons [000702] Security House, Shalesmoor, Sheffield, South Yorkshire S3 8UG
T: 0114 2724742 F: 0114 2727356 E: info@hharrold.co.uk W: www.hharrold.co.uk

Keyhole Services Master Ltd [000816] 44-46 Mill Street, Armthorpe, Doncaster, South Yorkshire DN3 3DL
T: 01302 833085 F: 01302 833085 E: lynda@keyhole-services.co.uk W: www.keyhole-services.co.uk

Metro Secure24 [003578] 15 King Ave, New Rossington, Doncaster, South Yorkshire DN11 0PF
T: 0800 690 64 62 E: lawrence@metro-locksmiths.co.uk W: www.metrosecure24.co.uk

	✓	✓	✓
✓	✓	✓	✓
✓	✓	✓	✓
	✓		

STAFFORDSHIRE

Livens Ltd [002841] 101 High Street, Burton On Trent, Staffordshire DE14 1LJ
T: 01283 517355 F: 01283 568661 E: timgray@livens.co.uk W: www.livenslocks.co.uk

✓	✓	✓
---	---	---

SUFFOLK

Anglia Locksmiths & Safe Engineers Ltd [000194] 177-179 St Peters Street, Lowestoft, Suffolk NR32 2LT
T: 01502 582315 E: sales@agroupanglia.co.uk W: www.agroupanglia.co.uk

CPW Locksmiths [000177] 1 Rope Walk, Ipswich, Suffolk IP4 1NA
T: 01473 213343 F: 01473 213343 E: cpw@intamail.com W: www.cpwlocksmiths.co.uk

P & R Locksmith Services Ltd [002681] 1C The Thoroughfare, Woodbridge, Suffolk IP12 1AA
T: 01394 388131 F: 01394 388131 E: info@prlocks.co.uk W: www.prlocks.co.uk

✓	✓			
✓	✓	✓	✓	✓
✓	✓	✓	✓	

SURREY

Associated Security Group Ltd [000024] 59 London Road, Hackbridge, Surrey SM6 7HW
T: 0208 6697722 E: mike@associatedsecuritygroup.co.uk W: www.associatedsecuritygroup.co.uk

Banham Patent Locks Ltd [011768] 20 Chertsey Street, Guildford, Surrey GU1 4HD
T: 01483 301400 F: 01483 302323 E: surrey@banham.com W: www.banham.com

C. P. Ryan (Locksmith and Safe Engineer) [003887] 2 Mole Court, West Ewell, Epsom KT19 9PZ
T: 0208 397 1022 E: safecrackers@hotmail.co.uk W: www.safecrackers.net

Clares of Croydon Ltd [000026] 54 Tamworth Road, Croydon, Surrey CR0 1XW
T: 020 86887952 F: 020 86881867 E: security@claresofcroydon.co.uk W: www.claresofcroydon.co.uk

✓	✓	✓	✓	
✓	✓	✓		✓
	✓	✓		
✓	✓	✓	✓	

REGIONAL DIRECTORY OF MLA APPROVED COMPANIES

Fidelis Security Ltd [003710] Unit 7, Enterprise Estate, Moorfield Road, Guildford, Surrey GU1 1RB
T: 01483 506225 E: info@fidelis-security.com W: www.fidelis-security.com

Fortress Security [000372] The Old House, The Folly, Lightwater, Surrey GU18 5UZ
T: 01483 764559 F: 01483 756373 E: sales@fortress-security.com W: www.fortress-security.com

Hertfordshire Security Installations Ltd [003182] 59 Chestnut Grove, South Croydon, Surrey, CR2 7LL
T: 07957 616641 E: john@hertssecurity.com W: www.hertssecurity.com

JCM Locksmiths Limited [000089] 57 Surbiton Road, Kingston Upon Thames, Surrey KT1 2HG
T: 0208 546 1800 F: 0208 547 1364 E: jcmlocksmiths@btconnect.com W: www.nukey.co.uk

Lardner Locksmiths [003896] 8 Woodside Way Croydon Surrey CR0 7AT
T: 07533 253 947 E: lardnerlocksmiths@outlook.com W: www.lardnerlocksmiths.com

Magrath Security [000724] 41 Upper Green East, Mitcham, Surrey, CR4 2PF
T: 0208 6482980 F: 0208 6466161 E: mark@magrathsecurity.co.uk W: www.magrathsecurity.co.uk

Master Cobblit [003694] Unit E Ashley Shopping Centre, Epsom, Surrey KT18 5DB
T: 01372 748156 E: info@mastercobblit.co.uk W: www.mastercobblit.co.uk

Master Locksmiths London Ltd [003390] Unit 11B Capital Bus Centre, 22 Carlton Road, South Croydon, Surrey CR2 0BS T: 0208 6514834 F: 01883 620494 E: master.locksmithslondon@btconnect.com
W: www.masterlocksmithslondon.com

PES (Southern) Ltd [001221] 4 Castle Parade, Ewell By Pass, Epsom, Surrey KT17 2PR
T: 0208 3930294 F: 0208 3934448 E: info@pessouthern.co.uk W: www.pessouthern.co.uk

Southern Lock & Safe Co Ltd [002054] Pool House, Bancroft Road, Reigate, Surrey RH2 7RP
T: 01737 242414 E: mail@southernlockandsafe.co.uk W: www.southernlockandsafe.co.uk

The Locksmith Shop Ltd [002719] 5 Station Way, Cheam, Surrey SM3 8SD
T: 020 86438935 E: sales@thelocksmith.co.uk W: www.thelocksmith.co.uk

The Lock Whisperer [003560] 172 High Street, Old Woking, Surrey GU22 9JH
T: 01483 724545 E: info@ultionkey.co.uk W: www.Ultionkey.co.uk

Try Security Ltd [002787] 49B Harvest Road, Englefield Green, Egham, Surrey TW20 0QT
T: 01784 473225 E: info@trysecurity.co.uk W: www.trysecurity.co.uk

TYNE & WEAR

After A Lock & Safe Co Ltd [002089] 111 Closefield Grove, Monk Seaton, Whitley Bay, Tyne & Wear NE25 8SU
T: 0191 2521121 F: 0191 2893278 E: whall_terence@sky.com

ASL Locksmiths [000665] Tangent House, 26 Leazes Park Rd, Newcastle Upon Tyne, Tyne & Wear NE1 4PG
T: 0191 2619868 F: 0191 2303075 E: sales@aslocksmiths.co.uk W: www.aslaccesssolutions.co.uk

Crest Safe & Vault Ltd [003126] 1-3 Church Street East, Sunderland SR1 2BB
T: 0191 5653121 F: 191 5658670 E: neil@crestsafes.co.uk W: www.crestsafes.co.uk

Harrison & Son Ltd [000786] 715 Durham Road, Lowfell, Gateshead, Tyne & Wear NE9 5HB
T: 0191 4822444 F: 0191 4200660 E: harrisonlocksmiths@btconnect.com
W: www.harrisonandsonmasterlocksmiths.co.uk

Lockwise Ltd [000453] Border Road, Wallsend, Tyne & Wear NE28 6RX
T: 01912 630003 F: 01912 630075 E: jim@lockwise.co.uk W: www.lockwise.co.uk

NLS Security Ltd [000398] Fort House, 173 West Road, Newcastle Upon Tyne, Tyne & Wear NE15 6PQ
T: 0191 2386000 F: 0191 2736010 E: info@nlssecurity.co.uk W: www.nlssecurity.co.uk

WARWICKSHIRE

Alcester Locks Limited [000678] Unit 12, 34 Tything Road, Alcester, Warwickshire B49 6ES
T: 01789 762450 F: 01789 400799 E: sales@alcesterlocks.co.uk W: www.alcesterlocks.co.uk

Retail	Access Control Mechanical or Electrical	Safe Services	Auto Services	24 Hour Service
✓			✓	✓
✓		✓		
✓				
✓		✓	✓	
✓	✓	✓	✓	✓
✓	✓	✓	✓	✓
✓		✓		✓
✓	✓	✓	✓	
✓	✓	✓	✓	
✓		✓	✓	✓
✓				
✓		✓		✓
✓	✓	✓		
✓	✓	✓	✓	✓
✓	✓	✓	✓	
✓	✓	✓	✓	✓
✓	✓	✓	✓	
✓	✓	✓	✓	✓
✓	✓	✓	✓	
✓	✓	✓	✓	
✓	✓	✓	✓	✓
✓	✓	✓	✓	

REGIONAL DIRECTORY OF MLA APPROVED COMPANIES

WEST MIDLANDS

24/7 Locksmiths [003595] Unit 3 251-255 Middleway Industrial Estate, Moseley Road, Birmingham, West Midlands B12 0EA **T:** 0121 769 0724 **E:** info@24-7locksmiths.net **W:** www.24-7locksmiths.net

Any Lock Any Time [003899] 1 Little Pitts Close, Erdington Birmingham, West Midlands B24 0HH **T:** 07896 460788 **E:** anylockanytime@gmail.com **W:** www.anylock-anytime.co.uk

Armasafe [002710] 140 Norton Lane, Tidbury Green, Solihull, West Midlands B90 1QT **T:** 0121 7442950 **E:** armasafe@btinternet.com **W:** www.armasafe.co.uk

Birmingham Master Locksmiths Ltd [002726] 1A Pershore Street, Birmingham, West Midlands B5 4RU **T:** 0121 6325270 **F:** 0121 6435855 **E:** bml locksmiths ltd@gmail.com **W:** www.birmingham-masterlocksmiths.co.uk

C & T Locksmiths Ltd [000861] 123 Flaxley Road, Stechford, Birmingham, West Midlands B33 9HQ **T:** 0121 7830442 **E:** info@ctlocksmiths.co.uk **W:** www.ctlocksmiths.co.uk

Doorfit Products Limited [001283] Icknield House, Heaton Street, Birmingham, West Midlands B18 5BA **T:** 0121 5234171 **F:** 0121 5543859 **E:** info@doorfit.co.uk **W:** www.doorfit.co.uk

Edwards Locksmiths & Security [003208] 106 Cofton Road, West Heath, Birmingham, West Midlands B31 3QR **T:** 0121 605 5081 **E:** esecurity@blueyonder.co.uk **W:** www.edwardslocksmiths.co.uk

Eyden Locksmiths Ltd [001869] 42-44 Wallace Road, Radford, Coventry, West Midlands CV6 2LX **T:** 02476 332524 **E:** bookings@eydens.co.uk **W:** www.eydens.co.uk

Global Security Group Ltd [001858] Sussex House, High St, Amblecote, Stourbridge, West Midlands DY8 4BU **T:** 01384 440228 **F:** 01384 440086 **E:** kevin@globalsecuritygroup.co.uk **W:** www.globalsecuritygroup.co.uk

Safe & Secure Locksmiths Ltd [002690] 9 Hilary Grove, Northfield, Birmingham, West Midlands B31 1QA **T:** 0121 4775465 **F:** 0121 4775466 **E:** safe-secure@btconnect.com **W:** www.safe-secure.co.uk

Southern Stronghold (DH Jones) Ltd [001019] 8 Cedars Avenue, Coventry, West Midlands CV6 1DR **T:** 02476 591574 **F:** 02476 597400 **E:** dhj@southern-stronghold.co.uk **W:** www.southern-stronghold.co.uk

Tactical Transponder Technology Ltd [003550] 1 Devon Way, Longbridge, Birmingham B31 2TW **T:** 0121 4598722 **F:** 0121 4511315 **E:** rbunn@vehicle101.co.uk **W:** www.carsandkeys.co.uk

Wulfruna Locksmiths Ltd [000219] 7A & 7B Mount Road, Penn, Wolverhampton, West Midlands WV4 5SN **T:** 01902 337267 **E:** mla@troyallen.me.uk

WEST SUSSEX

Cissbury Master Locksmiths [003042] 45 Pelham Road, Worthing, West Sussex BN13 1JB **T:** 01903 207614 **E:** brian@cissburylocks.co.uk **W:** www.cissburylocks.co.uk

Leadbeater Locks [003500] Unit 10 Jubilee Estate, Foundry Lane, Horsham, West Sussex RH13 5UE **T:** 01403 264205 **E:** enquiry@leadbeaterlocks.com **W:** www.leadbeaterlocks.com

Lock Assist [002590] The Fire & Security Shop, 1 Eastern Road, Haywards Heath RH16 3NG **T:** 01444 244344 **E:** help@lockassist.co.uk **W:** www.lockassist.co.uk

Nash Locksmiths Ltd T/A JS Locksmiths [001814] 1 King Street East Grinstead, West Sussex RH19 3DH **T:** 01342 313184 **E:** Js_locksmiths@outlook.com **W:** www.js-locksmiths.co.uk

WEST YORKSHIRE

All Safe & Secure Ltd [002779] Biz Space Unit 4i, Amberley Road, Leeds LS12 1EL **T:** 0113 2446621 **E:** allsafeandsecure@aol.com **W:** www.allsafeandsecure.co.uk

Access Locksmiths (Leeds) Ltd [001698] 200 Roundhay Road, Leeds, West Yorkshire LS8 5AA **T:** 01132 405059 **F:** 01132 359274 **E:** info@thelockanddoorman.co.uk **W:** www.accesslocksmiths.co.uk

Associated Security Solutions Ltd [002096] Adamant House, Duncombe St, Bradford, West Yorkshire BD8 9AJ **T:** 01274 543322 **F:** 01274 543358 **E:** hscordinator@associated-security.co.uk **W:** www.associated-security.co.uk

C H Wood (Security) Bradford Ltd [000906] 221 Wakefield Road, Bradford, West Yorkshire BD4 7PE **T:** 01274 725072 **F:** 01274 731626 **E:** info@woodsecurity.co.uk **W:** www.woodsecurity.co.uk

Calder Security Ltd [00134] Unit 2B, Roundwood Ind Est, Wakefield, West Yorkshire WF5 9SQ **T:** 01924 371941 **F:** 01924 290135 **E:** simon@caldersecurity.co.uk **W:** www.caldersecurity.co.uk

Retail	Access Control Mechanical or Electrical	Safe Services	Auto Services	24 Hour Service
✓	✓	✓	✓	
	✓	✓		
	✓	✓	✓	
✓	✓	✓	✓	
✓	✓	✓	✓	✓
✓	✓	✓		
	✓	✓		
✓	✓	✓	✓	✓
✓	✓	✓	✓	✓
	✓	✓		
✓	✓	✓	✓	
	✓	✓	✓	✓
✓	✓	✓		
	✓	✓	✓	
✓	✓	✓		
		✓		
	✓	✓	✓	✓
	✓	✓	✓	✓
	✓	✓		✓
✓	✓	✓	✓	
	✓	✓	✓	
✓	✓	✓		✓
✓	✓	✓	✓	✓
✓	✓	✓	✓	✓
✓	✓	✓		✓
✓	✓	✓	✓	✓
✓	✓	✓	✓	✓

REGIONAL DIRECTORY OF MLA APPROVED COMPANIES

Harfords Security Ltd [000723] 16 Nelson Street, Dewsbury, West Yorkshire WF13 1NA
T: 01924 467269 F: 01924 430800 E: info@harfordssecurity.co.uk W: www.harfordssecurity.co.uk

The Yorkshire Lock and Door Man [002626] Unity Business Centre, 26 Roundhay Road, Leeds, West Yorkshire LS7 1AB T: 0113 2933777 E: info@thelockanddoorman.co.uk W: www.thelockanddoorman.co.uk

MB Locking Logistics Group Ltd [001250] 42-44 Burley Rd, Leeds, West Yorkshire LS3 1JX
T: 0113 2459559 F: 0113 2459779 E: info@em-b.co.uk W: www.mb-locks.co.uk

Motorkeys auto locksmiths [003625] 275 Elland Road, Leeds, West Yorkshire LS11 8TU
T: 07940 757717 E: vehiclelocksmith@msn.com W: www.carkeysleeds.co.uk

Safe and Vault Company Limited [003893] Unit A1, Wyther Drive, Wyther Park Industrial Estate, Kirstall, Leeds West Yorkshire LS5 3AR
T: 0113 274 4627 E: info@safeandvaultcompany.co.uk W: www.safeandvaultcompany.co.uk

Retail	Access Control Mechanical or Electrical	Safe Services	Auto Services	24 Hour Service
✓	✓	✓	✓	✓
	✓	✓		
✓	✓	✓		
			✓	
✓	✓	✓		

WILTSHIRE

Avon Security Ltd [002680] 21 Salisbury Street, Amesbury, Wiltshire SP4 7AW
T: 01980 626000 F: 01980 626464 E: info@avonsecurity.net W: www.avonsecurity.net

Emergency Security Services Ltd [000942] 2270C Elgin Industrial Estate, Dunbeath Road, Swindon, Wiltshire SN2 8EA T: 01793 525433 F: 01793 421434 E: sales@ess-swindon.co.uk W: www.ess-swindon.co.uk

J P Locksmith Services [000408] 128 Queens Drive, Swindon, Wiltshire SN3 1AN
T: 01753 663435 E: pwinyard@hotmail.com W: www.lockswindon.co.uk

✓	✓	✓	✓	
✓	✓	✓	✓	✓
	✓	✓		✓

WORCESTERSHIRE

A Morris Locksmiths [002051] 151B Evesham Road, Redditch, Worcestershire B97 5EJ
T: 01527 401800 F: 01527 547566 E: lockshop@morismica.co.uk W: www.amorrislocksmiths.co.uk

Principal Security Ltd [003391] Unit 5, Kingfisher Business Park, Arthur Street, Lakeside, Redditch, Worcestershire B98 8LG T: 0800 228 9420 F: 01527 516492 E: sales@principalsecurity.co.uk W: www.principalsecurity.co.uk

Severn Valley Lock & Safe [000537] 9-10 Comberton Road, Kidderminster, Worcestershire DY10 1UA
T: 01562 861771 E: karl@severnlocks.co.uk W: www.severnlocks.co.uk

✓	✓	✓	✓	
	✓	✓		✓
✓	✓	✓	✓	

CHANNEL ISLANDS JERSEY

AAA Locksmiths (2006) Ltd [002221] 7 Windsor Crescent, Val Plaisant, St Helier, Jersey JE2 4TB
T: 01534 878162 F: 01534 876158 E: aaalocksmiths2006ltd@gmail.com

G4 Securicor Locksmiths [000376] The Security Centre, Rue Des Pres, Trading Est, Longueville, St Saviour, Jersey JE2 7QP
T: 01534 502555 E: joe.cairney@je.g4s.com W: www.g4s.je

Island Lock & Safe Co Limited [000067] 5 Beresford Street, St Helier, Jersey JE1 4HL
T: 01534 738303 T: 01534 758338 E: steve@ilsj.co.uk W: www.ilsj.co.uk

	✓	✓	✓	✓
✓	✓	✓		
✓	✓	✓	✓	✓

NORTHERN IRELAND ARMAGH

Portadown Locksmiths Ltd [001357] 33 West Street, Portadown, Armagh BT62 3PL
T: 02838 350767 E: mail@portadownlocksmith.co.uk W: www.portadownlocksmiths.co.uk

✓	✓	✓	✓	✓
---	---	---	---	---

COUNTY DOWN

Havlins Master Locksmiths [000418] 20-22 Central Avenue, Bangor, County Down BT20 3AF
T: 028 9127 0440 E: info@havlins.com W: www.havlins.com

✓	✓	✓	✓	✓
---	---	---	---	---

REGIONAL DIRECTORY OF MLA APPROVED COMPANIES

REPUBLIC OF IRELAND TIPPERARY

M D Lock & Key [003054] Ard Gaoithe Business Park, Cashel Rd, Clonmel, Tipperary
T: 00353 526128090 F: 00353 526128943 E: mdlockandkey@gmail.com W: www.mdlockandkey.ie

DUBLIN

Williams Locksmiths Ltd [003380] 8 Whitefriars, Aungier Street, Dublin, Dublin 2
T: 00353 1 4756307 F: 00353 87 248053 E: Info@williamslocksmiths.ie W: www.williamslocksmiths.ie

SCOTLAND ABERDEENSHIRE

Lumsden Security [000082] 128-130 John Street, Aberdeen, Aberdeenshire AB25 1LE
T: 01224 632428 F: 01224 645656 E: enquiries@lumsdenssecurity.com W: www.lumsdenssecurity.com

John Mutch Locksmith Services [003843] 218 Holburn Street Aberdeen AB10 6DB
T: 07966 138009 E: locksmith@johnmutch.com W: www.johnmutch.com

AYRSHIRE

The Key Centre Ltd [002404] 73 Kilwinning Road, Irvine, Ayrshire KA12 8SU
T: 08009 700148 F: 01294 279864 E: andy@thekeycentre.co.uk W: www.thekeycentre.co.uk

EAST LoTHIAN

Claymore Lock & Safe Company Ltd [002107] 3 Hardgate, Haddington, East Lothian EH41 3JW
T: 01620 829550 F: 01620 829751 E: claymorelock@gmail.com W: www.claymorelock-safe.co.uk

EDINBURGH

Caleylock [001709] 7 Newhaven Road, Edinburgh EH6 5QA
T: 0131 5536792 F: 0131 5551743 E: enquiries@caleylock.co.uk W: www.caleylock.com

Edina Technical Company Ltd [002889] 10 Montrose Terrace, Edinburgh, Midlothian EH7 5DL
T: 0131 3321616 E: etcllocks@aol.com W: www.etc-locks.com

Lockstar Lock & Key Company [003671] 101 Dundas Street, Edinburgh, EH3 6SD
T: 0131 258 0909 E: info@lockstarlocks.com W: www.lockstarlocks.com

FIFE

Glenrothes Locksmiths [001008] 23 Cadham Centre, Glenrothes, Fife KY7 6RU
T: 01592 621554 F: 01592 621563 E: glenrotheslocks@btconnect.com W: www.glenrotheslocksmiths.co.uk

GLASGOW

Kelvin Lock & Safe [001639] 1266 Royston Road, Stepps, Glasgow, Lanarkshire G33 1EU
T: 0141 3349216 E: douglas@kelvinlock.com W: www.kelvinlock.com

PERTHSHIRE

Perth Locksmiths & Security Services [000753] 12 Milne Street, Perth, Perthshire PH1 5QL
T: 01738 620330 F: 01738 446603 E: perthlocksmiths@icloud.com W: www.perthlocksmiths.co.uk

TAYSIDE

Lock Shop & Security Services Ltd [002060] The Security Centre, 205-209 Strathmore Ave, Dundee, Tayside DD3 6SN
T: 01382 816168 F: 01382 832240 E: enquiries@lockshopdundee.co.uk W: www.lockshopdundee.co.uk

Retail	Access Control Mechanical or Electrical	Safe Services	Auto Services	24 Hour Service
--------	---	---------------	---------------	-----------------



REGIONAL DIRECTORY OF MLA APPROVED COMPANIES

GLAMORGAN

Swansea Timber & Plywood Co Ltd T/A Lock Tech [003111] 57-60 Oxford Street, Swansea, Glamorgan SA1 3JD
T: 01792 720249 F: 01792 462243 E: locksmiths@lock-tech.co.uk W: www.lock-tech.co.uk

FEC Nener Ltd T/A Nener's Master Locksmiths [000574] F.E.C. Nener Ltd, 80 Gower Road, Sketty, Swansea, Glamorgan SA2 9BZ T: 01792 290141 F: 01792 204562 E: keith@neners.co.uk W: www.neners.co.uk

MONMOUTHSHIRE

Newport Locksmiths Ltd [002001] 10 Caerleon Road, Newport, Monmouthshire NP19 7BU
T: 01633 258456 F: 01633 222060 E: newlocks@btconnect.com W: www.newlocks.co.uk

SOUTH GLAMORGAN

Cardiff Lock & Safe Co Ltd [000331] 38-39 Clifton Street, Roath, Cardiff, South Glamorgan CF24 1LR
T: 02920 494992 F: 02920 483558 E: info@cardifflocksmiths.com W: www.cardifflocksmiths.com

Keymaster Security [001285] 27 Pen-Y-Lan Road, Roath, Cardiff, South Glamorgan CF24 3PG
T: 02920 486878 E: sales@keymastersecurity.co.uk W: www.keymastersecurity.co.uk

Locks In The City Ltd [003664] 21 Llys Eglwys, Bridgend, Wales, CF31 5DT
T: 07947 160230 E: info@locksinthecity.co.uk W: www.locksinthecity.co.uk

Mr Locks Locksmiths [003129] 40 The Shires, Marshfield, Cardiff, South Glamorgan CF3 2AZ
T: 01633 682829 E: mete.hilmi@btinternet.com W: www.locksmith-cardiff.co.uk

PPM Locksmiths Ltd [003223] 7 Dominions Arcade, Queen Street, Cardiff, South Glamorgan CF10 2AR
T: 0292 0231717 E: ppm.locksmiths@virgin.net W: www.ppmlocksmiths.co.uk

Retail	Access Control Mechanical or Electrical	Safe Services	Auto Services	24 Hour Service
✓	✓	✓	✓	
✓	✓	✓	✓	✓
✓	✓	✓	✓	
✓	✓	✓	✓	✓
	✓	✓		✓
	✓	✓		✓
✓	✓	✓	✓	✓

MANUFACTURERS

Abloy UK

School Street, Willenhall, West Midlands
WV13 3PW
T: 01902 364500 F: 01902 364501
E: marketing@abloy.co.uk
W: www.abloy.co.uk

ABUS UK Ltd

Unit 8 Third Way Corner, Avonmouth, Bristol
BS11 9HL
T: 01172 047000 F: 01172 047003
E: info@abus-uk.com
W: www.abus.com

Access 2 Ltd

35 North Tyne Industrial Estate, Long Benton,
Newcastle Upon Tyne NE12 9SZ
T: 0191 2150530 F: 0191 2151314
E: enquiries@access2.com
W: www.access2.com

Allegion UK Ltd

35 Rocky Lane, Aston, West Midlands B6
5RQ
T: 0121 3802400
E: jon.maisey@allegion.com
W: www.allegion.co.uk

Apecs Consult Ltd

302 Chelsea Harbour, Harbour Yard, London
SW10 0XD
T: 02073 199888
E: nik@apecs.co.uk
W: www.apecs.co.uk

Avocet Hardware UK Ltd

Brookfoot Mills, Elland Road, Brighouse,
West Yorkshire HD6 2RW
T: 01484 711700
E: dpurvis@avocet-hardware.co.uk
W: www.avocet-hardware.co.uk

Banham Patent Locks Ltd

20 Thornsett Road, London SW18 4EF
T: 0207 6225151 F: 0207 3761232
E: sales@banham.com
W: www.banham.com

Borg Locks LTD

9 Upminster Trading Park, Warley Street,
Upminster, Essex RM14 3PJ
T: 01708 225700 F: 01708 226338
E: sales@borglocks.com
W: www.borglocks.com

Bramah Security Equipment Ltd

19 Danes Road, Romford, Essex RM7 0HL
T: 0207 637 8500 F: 01708 768825
E: lock.sales@bramah.co.uk
W: www.bramah.co.uk

Burg-Wachter UK

Eurocam Technology Park, Chase Way,
Bradford, W Yorks BD5 8HW
T: 01274 395333 F: 01274 731694
E: uksales@burg.biz
W: www.burg.biz/uk

Camlock Systems Ltd

3 Park View, Compton Industrial Estate,
Eastbourne, East Sussex BN23 6QE
T: 01323 410996 F: 01323 431290
E: sales@camlock.com
W: www.camlock.com

Carl Kammerling Intl Limited

Glan y Don Industrial Estate, Pwllheli,
Gwynedd LL53 5LH
T: 01758 701070 F: 01758 704777
E: graham.godfrey@cki.uk.com
W: www.carlkammerling.com

Codelocks Ltd

Albury Way, Greenham Business Park,
Newbury, Berkshire, RG19 6HW
T: 01635 239645 F: 01635 239644
E: sales@codelocks.co.uk
W: www.codelocks.co.uk

DAD UK

Units 12-15 Wotton Trading Estate, Ashford,
Kent TN3 6LL
T: 01233 630406 F: 01233 630708
E: emmanuel@dadgroup.co.uk
W: www.dadgroup.co.uk

Dom-UK Ltd

Unit 12, Cleton Street Business Park, Cleton
Street, Tipton, West Midlands DY4 7TR
T: 0121 5697790 F: 0121 569 7798
E: jerome.denis@dom-uk.co.uk
W: www.dom-uk.co.uk

Dormakaba

Lower Moor Way, Tiverton, Devon EX16 6SS
T: 0870 000 5625 F: 0870 000 5397
E: info.gb@dormakaba.com
W: www.dormakaba.com/en/

ERA

Valiant Way, Wolverhampton, West Midlands
WV9 5GB
T: 01922 490000 F: 01922 494420
E: tania.tams@erahomesecurity.com
W: www.eraeverywhere.com

Eurospec Arch H/W Ltd

Parkhouse Road, Carlisle, Cumbria CA3 0JU
T: 01254 274100 F: 01254 274111
E: rhoughton@carlislebrass.com
W: www.carlislebrass.com

Fin Locks

55 Leconfield Road, Highbury, London N5
2RZ
T: 02077 045287
E: info@thefinlock.co.uk
W: www.thefinlock.co.uk

Frelan Hardware Ltd

Unit 10, Mitcham Ind Estate, Streatham
Road, Mitcham, Surrey CR4 2AP
T: 0208 6481500 F: 0208 6481626
E: davef@frelan.co.uk
W: www.frelan.co.uk

GJ Locks Ltd

22 Carn Wen, Broadlands, Bridgend, CF31
5BW
E: martin@g-j-locksmiths.co.uk
W: www.gjlocks.co.uk

Guardian Lock & Engineering Co Ltd

Imperial Works, Wednesfield Road,
Willenhall, West Midlands WV13 1AL
T: 01902 635964 F: 01902 630675
E: sales@imperiallocks.co.uk
W: www.imperiallocks.co.uk

Gunnebo UK Ltd

Fairfax House, Pendeford Business Park,
Wobaston Road, Wolverhampton, WV9 5HA
T: 01902 455111 F: 01902 351961
E: enquiries.uk@gunnebo.com
W: www.gunnebo.co.uk

Henry Squire and Sons

Unit 2, Mercury, Hilton Cross Bus. Park,
Cannock Rd, Featherstone, Wolverhampton,
West Midlands WV10 7QZ
T: 01902 308050 F: 01902 308051
E: info@henry-squire.co.uk
W: www.squirelocks.co.uk

Keyline Spa

Via Camillo Bianchi, 2, 30115 Conegliano
(TV) Italy
T: 01928 571167
E: elena.bianchi@keyline.it
W: www.keyline.it

La Industrial Cerrajería S.A

Urkizuaran, 10, 48230 Elorrio, Spain
T: +34946 231682 F: +34946 582061
E: liza@lince.com
W: www.lince.com

Lockdecoders Ltd

Unit 14, Park Road Industrial Estate, Park
Road, Swanley, Kent BR8 8AH
T: 01322 407790 F: 01322 412 807
E: sales@lockdecoders.com
W: www.lockdecoders.com

Locks 4 Vans Ltd

Unit C4 Imperial Business Estate, West Mill,
Gravesend, Kent DA11 0DL
T: 01474 560077 F: 01474 561112
E: sales@locks4vans.co.uk
W: www.locks4vans.co.uk

Loktec Limited

Unit 17, The Sidings, Station Road, Guiseley,,
Leeds, West Yorkshire LS20 8BX
T: 0113 3235700
E: david.hardy@loktec.co.uk
W: www.loktec.co.uk

Loxta Hardware (Litra Ltd)

Unit G6 Storefirst, 1-4 Enterprise Way,
Liverpool Road Burnley Lancashire BB12 6LT
T: 01282 902135
E: sales@loxta.co.uk
W: www.loxta.co.uk

M&C

Aalsbergen 20a
6942 SE Didam - Nederland
T: 01922 322199 F: 07974 258602
E: kate@m-c.eu
W: www.m-c.eu

Masterlock Europe

M11 Business Link, Unit 26 Parsonage Ln,
Stanstead, Essex CM24 8GF
T: 01787 222027 F: 01787 222797
E: gvincent@mlck.com
W: www.masterlock.com

Master Key Systems MKS Ltd

Unit 5A Merryhills Enterprise Park
Park Lane, Wolverhampton, West Midlands
WV10 9TJ
T: 01902 737672
F: 01902 724949
E: david@masterkeysystems.co.uk
W: www.masterkeysystems.co.uk

Mighton Products Ltd

Hinxton, Cambridgeshire CB10 1RG
T: 01223 497097
E: jim.herrington@mighton.co.uk
W: www.mightonproducts.com

Mottura Serrature Spa

Strada Antica Di Francia 34, Sant Ambrogio,
10057, ITALY
T: 39011 9343111
F: 39331 5946900
E: piero.cavallero@mottura.it
W: ww.mottura.it

Mul-T-Lock UK

Portabello Works, School Street, Willenhall
WV13 3PW
T: 01902 364200 F: 01902 364201
E: enquiries@mul-t-lock.co.uk
W: www.mul-t-lock.co.uk

Nanjing Easthouse Electrical Co Ltd

27 Puzhou Road, Pukou District, Nanjing
210032, China
E: netty@easthouse.net
W: www.securamsys.com

Phoenix Safe Company Ltd

Apex House, No. 1 Orrell Mount, Liverpool
L20 6NS
T: 0151 9446444 F: 0151 9446445
E: info@phoenixsafe.co.uk
W: www.phoenixsafe.co.uk

Rainer Security Products Ltd

Unit B6 Rudford Industrial Est, Ford,
Arundel, West Sussex BN18 0BF
T: 01903 732211 F: 01903 732777
E: sales@rainersecurity.co.uk
W: www.rainersecurity.co.uk

Rollins & Son Ltd/Co. Tilney

1 Parkway House, Harlow, Essex CM19 5QF
T: 01279 401570 F: 01279 401580
E: paul.clohosy@rollins.co.uk
W: www.co.tilneykeys.co.uk

Safe & Vault Company Ltd

Unit A1 Wyther Drive, Kirkstall, Leeds, West
Yorkshire LS5 3AR
T: 01132 744627
E: adam.greenaway@safeandvaultcompany.co.uk
W: www.safeandvaultcompany.co.uk

Salto Systems Ltd

Unit 1 The court, Holywell Bus Park,
Northfield Road, Southam, Warwickshire
CV47 0FG
T: 01926 811979 F: 01926 814783
E: k.carey@saltosystems.com
W: www.saltosystems.com

Silca Ltd

Unit 6 Lloyds Court, Manor Royal, Crawley,
West Sussex RH10 9QU
T: 01293 531134 F: 0293 6441181
E: sales@silcalt.co.uk
W: www.silca.biz

SMP Security Solutions Ltd

Halesfield 24, Telford, Shropshire, TF7 4NZ
T: 01952 585673 F: 01925 582816
E: sales@smpsecurity.co.uk
W: www.smpsecurity.co.uk

Souber Tools Ltd

Unit 4, Millennium Court, Buildwas Road,
Neston, Cheshire CH64 3UZ
T: 0151 3531199 F: 0151 3530331
E: info@soubertools.com
W: www.soubertools.com

Stand-Fast Burglar Alarm Co Ltd

13/14 Churchfield Place, Margate,
Kent CT9 1PJ
T: 01843 234721 F: 01843 234720
E: enquiries@standfast-security.co.uk
W: www.standfast-security.co.uk

Surelock McGill Ltd

26 The Business Centre, Molly Millars Lane,
Wokingham, Berkshire RG41 2QY
T: 01189 772525 F: 01189 771913
E: alan.swan@surelockmcgillgroup.com
W: www.surelockmcgillgroup.com

The Jackloc Company Ltd

Alma Park, Woodway Lane, Claybrooke
Parva, Lutterworth, Leicestershire LE17 5BH
T: 01455 220616 F: 01455 220565
E: eric.collins@jackloc.com
W: www.jackloc.com

The Quality Lock Company

23 Lower Litchfield Street, Willenhall, West
Midlands WV13 1QQ
T: 01902 606493 F: 01902 606933
E: sales@thequalitylock.co.uk
W: www.thequalitylock.co.uk

Warrior Doors Ltd

Unit 4, Kings Road Industrial Estate, Kings
Road, Tyseley, Birmingham B11 2AX
T: 0121 7068400 F: 0121 7064399
E: rod.stevens@warriordoors.co.uk
W: www.warriordoors.co.uk

Yale UK

School Street, Willenhall, West Midlands
WV13 3PW
T: 08453 024765 F: 08450 727211
E: info@yale.co.uk
W: www.yale.co.uk

Zoo Hardware Ltd

Unit B, Dukes Drive, Kingmoor Park North,
Carlisle, Cumbria CA6 4SH
T: 01228 672900, F: 01228 672928
E: sales@zoo-hardware.co.uk
W: www.zoohardware.co.uk

DISTRIBUTORS

Advanced Access Ltd

Unit 1b, Spinney View, Stone Circle Road,
Round Spinney, Northampton,
Northamptonshire NN3 8RF
T: 01604 647555 F: 01604 647333
E: jpeddle@advanced-access.co.uk
W: www.advanced-access.co.uk

Alpro Architectural Hardware

41 Harwell Road, Nuffield Ind. Estate, Poole,
Dorset BH17 0BD
T: 01202 676262 F: 01202 680101
E: stephaniem@iecltd.co.uk
W: www.alpro.co.uk

Autowave

Clifton Ave, Long Eaton NG10 2GA
T: 0115 8377 972
E: ravi@autowave.co.uk
W: www.autowave.co.uk

BDB Lock and Safe LTD

Unit 3 Amphion Business Park Silverstone
Drive CV6 6PA
T: 024 7664 4560 F: 024 7664 4620
W: www.bdblockandsafe.co.uk/
E: tony@bdblockandsafe.co.uk

Beesecure

De Werf 11, 2544EH
The Hague, Netherlands
T: +31 (0)708200000
E: jacksong@beesecure.eu
W: www.beesecure.eu

Burton Safes Limited

Units 10-14 Brockholes Business Park,
Brockholes, Holmfirth, West Yorkshire
HD9 7BN
T: 01484 663388 F: 01484 666338
E: enquiries@burtonsafes.co.uk
W: www.burtonsafes.co.uk

CERRAELX

Calle Bufart, 8 Bajo City, Elche 03203
SPAIN
T: 00346 40356010
E: info@cerraex.es
W: www.cerraex.es

Davenport Burgess

47 Wednesfield Road, Willenhall, West
Midlands WV13 1AL
T: 01902 366448 F: 01902 602472
E: sales@davenport-burgess.com
W: www.davenport-burgess.com

Hickleys Ltd

Castle Street, Taunton, Somerset TA1 4AU
T: 01823 328532 F: 01823 259404
E: sales@hickleys.com
W: www.hickleys.com

MLA Affiliate Companies

Hoppe UK Ltd

Gailey Park, Gravelly Way, Standeford,
Wolverhampton, West Midlands WV10 7GW
T: 01902 484400 F: 01902 484406
E: andy.matthews@hoppe.com
W: www.hoppe.co.uk

Italian Locking Systems UK Ltd

Unit 22, Fisherrow Ind Estate, Newhailes Rd,
Mussebur, East Lothian EH21 6RU
T: 0131 6652256 F: 0131 6652257
E: info@ils.org.uk
W: www.ils.org.uk

Kap Diagnostics.com Ltd

12 Barlow Street, Rochdale, Lancashire,
OL16 1TG
T: 03331 230786 F: 03331 230786
E: salim@kapdiagnostics.com
W: www.kapdiagnostics.com

Lockey Digital UK Ltd

Unit 6 Saxon Way Business Centre
Melbourn, Royston, Hertfordshire SG8 6DN
T: 01763 245245 F: 01763 260345
E: enquiries@lockeydigital.co.uk
W: www.lockeydigital.co.uk

M P Smith & Co Ltd

Water Mill, Bank Street, Brighouse, West
Yorkshire HD6 1BD
T: 01484 401301 F: 01484 401258
E: paul.newman@mpsmithandco.com
W: www.mpsmithandco.com

Mottura Serrature Spa

Strada Antica Di Francia 34 Sant Ambrogio,
10057, ITALY
T: 39011934311 F: 390119312427
E: piero.cavallero@mottura.it
W: http://www.mottura.it

Nigel Waters Hardware Ltd

Unit 8 Pitt Street, Denton Enterprise Centre,
Manchester M36 6PT
T: 0161 2859701 F: 0161 2859702
E: sales@nwhardware.co.uk
W: www.nwhardware.co.uk

Patlock Ltd

Unit 2, Riverside Works, Dockfield Road,
Shipley, West Yorkshire, BD17 7AD
T: 01274 590022
E: sales@patlock.co.uk
W: www.patlock.co.uk

Patons Security Products Ltd

Unit 14 Manor Farm Industrial Estate,
Poplar Rd, Stretchford, Manchester M32
9AN
T: 0161 8655055 F: 0161 3410035
W: www.patonsecurity.co.uk

Prestige Products (HomeGUARD)

70 Beaulieu Drive, Stone Cross, Pevensey,
East Sussex, BN24 5DN
T: 07931 496315
E: steve@prestige-products.co.uk
W: www.guardyourmail.com

Rottner Security UK Ltd

Unit 2A Charles Street, West Bromwich,
Birmingham B70 0AZ
T: 01234 376767 F: 01234 376600
E: info@rotnner-security.co.uk
W: www.rotnner-security.co.uk

RTR Services Ltd

Unit 14b, Wakes Hall Business Centre,
Colchester Road, Wakes Colne, Essex CO6
2DY
T: 01787 221668
E: p.green@rtrsolutions.co.uk
W: www.rtrsolutions.co.uk

Safelock Systems Ltd

342 West Barnes Lane, Motspur Park,
Surrey KT3 6NB
T: 0208 9491005 F: 0208 3361128
E: sales@safelocksystems.com
W: www.safelocksystems.com

Securikey Ltd

P.O. Box 18, Aldershot, Hampshire GU12
4SL
T: 01252 311888 F: 01252 343950
E: enquiries@securikey.co.uk
W: www.securikey.co.uk

Sentinel Locks

Lightning Works, Birmingham Road,
Birmingham, West Midlands B48 7AL
T: 0121 4454551 F: 0121 4454553
E: mark@cckkeys.co.uk
W: www.cckkeys.co.uk

SWR Ltd

3-4 Eastman Way, Hemel Hempstead,
Hertfordshire HP2 7DU
T: 01442 219611 F: 01442 259918
E: james.munnelly@swrgroup.com
W: www.swrtradespares.com

Ultimate Tools Ltd

41 Alexandra Street, Southend On Sea,
Essex SS1 1BW
T: 01702 346274
E: simon@brightsgroup.com
W: www.ultim8tools.com

WHOLESALE

Aldridge Security Ltd

Clinton House, Unit 1, 22 Parr Street,
London, N1 7GW
T: 08444 125101 F: 01618 280890
E: sales@aldrigedsecurity.co.uk
W: www.aldrigedsecurity.co.uk

Brisant Secure Ltd

2-3 Staincliffe Mill Yard, Halifax Road,
Dewsbury, West Yorkshire, WF13 4AW
T: 01924 410200
E: sales@brisant-secure.co.uk
W: www.brisant-secure.com

D & E Architectural Hardware Ltd

17 Royce Road, Carr Road Ind Estate,
Peterborough, Cambridgeshire PE1 5YB
T: 01733 896123 F: 01733 894466
E: sales@dande.co.uk
W: www.dande.co.uk

Duffells

Unit 3 Commerce Park, 19 Commerce Way,
Croydon CR0 4YL
T: 0208 6624010 F: 02086 624039
E: enquiries@duffells.co.uk
W: www.duffells.com

Hughes Wholesale Ltd

15 Crittall Road, Witham, Essex CM8 3DR
T: 01376 501860 F: 01376 501861
E: lock@hugheswholesale.co.uk
W: www.hugheswholesale.co.uk

Keyprint Wholesale

45 Assembly Street, Leith, Edinburgh
EH6 7BQ. Scotland
T: 01315 550909 F: 01315 541177
E: sales@keyprint.co.uk
W: www.keyprint.co.uk

M Marcus Ltd

Unit 7, Narrowboat Way, Dudley, West
Midlands DY2 0XQ
T: 01384 457900 F: 01384 457903
E: neil@m-marcus.com
W: www.m-marcus.com

NRMS Nigel Rose (M S) Ltd

Unit 4 Lincoln Park Business Centre, Lincoln
Road, Cressex Bus Pk, H.Wycombe,
Buckinghamshire HP12 3RD
T: 01494 438118 F: 01494 532400
E: info@lockwholesale.co.uk
W: www.lockwholesale.co.uk

NW Keys Ltd

The Old Fire Station, 51 Strand Road, Bootle,
Liverpool, Merseyside L20 4BB
T: 0151 9221325 F: 0151 9441188
E: sales@nwkeys.co.uk
W: www.nwkeys.co.uk

Q-Locks

3 Gateways Mews, Bounds Green, London,
N11 2UT
T: 0208 3685933
E: sales@q-locks.co.uk
W: www.q-locks.co.uk

SKS Limited

Unit 2, Canalside, Northbridge Road,
Berkhamsted, Hertfordshire HP4 1EG
T: 01442 291400 F: 01442 863683
E: sales@sks.co.uk
W: www.sks.co.uk

UAP Limited T/A Tradelocks

Unit 1 Albert Close Trading Estate, Whitefield,
Manchester M45 8EH
T: 0161 7967268 F: 0161 7967410
E: sales@uapcorporate.com
W: www.tradelocks.co.uk

OTHER

ASSA ABLOY Security Solutions

(includes Union, Assa, Adams Rite, Trimec,
Pimko and Valli&Valli brands)
School Street, Willenhall, West Midlands
WV13 3PW
T: 01902 366911
E: peter.crane@assaabloy.com
W: www.assaabloysecuritysolutions.com

MLA Affiliate Companies

Bradshaw Bennett Ltd T/A Locksure

Catherine House, Catherine Street
Macclesfield, Cheshire SK11 6BB
T: 08456 861800 F: 01625 511691
E: info@locksureinsurance.com
W: www.locksureinsurance.com

Datatag ID Ltd

Marine House, Thorpe Lead Road, Egham,
Surrey TW20 8BF
T: 01784 778310 F: 01784 770021
E: info@datatag.co.uk
W: www.datatag.co.uk

De Raat Security Security Products

First Floor, Oak House, 5 Medicott Close
Corby, Northants NN18 9NF
T: 0330 058 5306
E: mark.hawkins@deraat.co.uk
W: www.deraat.co.uk

F Wilson (Ins Brokers) T/A Quoteline

Direct

Botanical House, Talbot Road, Old Trafford
Greater Manchester M16 0PQ
T: 0161 8747980
E: paul.daly@quotelinedirect.co.uk
W: www.quotelinedirect.co.uk

International Tool Company

Interlink Way South, Bardon Hill,
Leicestershire LE67 1PH
T: 01530 278480
E: sales@international-tool.com
W: www.international-tool.com

Safe & Secure Consultancy

Pear Tree House, Pear Tree Close,
Westleigh, Devon EX16 7HH
T: 01823 672913
E: dennisdtpalmer@btinternet.com

Safe Ventures (UK) Ltd

53 Penn Grove Road, Hereford, Shropshire
HR1 1BT
T: 01547 530334
E: darren_foreman@safeventures.com
W: www.safeventures.com

BREAKSECURE
13DS
ULTIMATE DEFENCE

**DON'T BE
A VICTIM**

41%
Rear
Door

49%
Front
Door



Current data from the
Office for National Statistics



Secured by Design



Police Preferred Specification



- Official data from Scotland Yard indicates only 5% of burglaries are solved
- 90% of burglars gain entry through the front or back door
- Recommended by the Police
- The ultimate 3* anti-snap cylinder
- Patented key protection



MUL-T-LOCK®

Contact us today for more details

T: 01902 364200

E: internalsales@mul-t-lock.co.uk

W: www.mul-t-lock.co.uk